

EDITH CAVELL SCHOOL SUPPLIES

GRADES 6 TO 8

(English Prime & French Immersion)

- 2 large white erasers
- 8-10 dry erase markers (dark colours – thin)
- 30 HB# 2 pencils
- 1 pencil sharpener
- 1 package of 24 pencil crayons (pre-sharpened)
- 1 package of markers
- 1 pair of scissors
- 1 ruler
- 1 protractor
- 4 highlighters (different colours)
- 1 package sticky notes
- 1 pencil case
- 4 duo-tangs (any colour)
- 4 lined Hilroy scribblers
- 1 large binder
- 1 package of 8 dividers for binder
- 10 page protectors
- 1 package of 200 sheets lined paper (looseleaf)
- 1 hard cover journal (optional)
- 2 boxes of tissues
- 1 deck of playing cards (for math activities)
- Indoor/gym shoes (non-marking soles)
- Lunch box
- Bookbag

A Student Fee of \$10 will be charged per student for consumable materials.

Please pay via School Cash Online (instructions on back)

For Safety and Efficiency Reasons, Anglophone East would like to reduce the amount of Cash & Cheques coming into our school. Please join the thousands of parents who have already registered and are enjoying the convenience of paying ONLINE! It takes less than 5 minutes to register. Please follow these step-by-step instructions, so you will begin to receive email notifications regarding upcoming events involving your child(ren).

NOTE: If you need help, select the **SUPPORT** option in the bottom right hand corner of the screen.

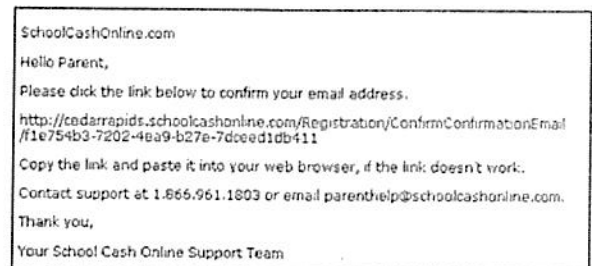
Step 1: Register

- a) If you have not registered, please go to the School Cash Online home page <https://angloeast.schoolcashonline.com/> and select the **"Get Started Today"** option.
- b) Complete each of the three Registration Steps
 * For Security Reasons your password, requires **8 characters**, **one uppercase** letter, **one lowercase** letter and a **number**.



Step 2: Confirmation Email

A registration confirmation email will be forwarded to you. Click on the link provided inside the email to confirm your email and School Cash Online account. The confirmation link will open the School Cash Online site prompting you to sign into your account. Use your email address and password just created with your account.



Step 3: Find Student

Note: Student Number is Not Required

This step will connect your children to your account.

- a) Enter the School Board Name
- b) Enter the School Name
- c) Enter Your Child's Name & Birth Date
- d) Select **Continue**
- e) On the next page confirm that you are related to the child, check in the Agree box and select **Continue**
- f) Your child has been added to your account

Step 4: View Items or Add Another Student


If you have more children, select **"Add Another Student"** option and repeat the steps above. 5 children can be added to one parent account.

If you do not wish to add additional children, select **"View Items For Students"** option. A listing of available items for purchase will be displayed.

Find Student

School Information

School Board Name: **Anglophone East School**
 Looking for a student in a different school board? 

School Name: **Bessborough School** 


Student Information

Do you have the student number?

Student Number: 

First Name:

Last Name:

Birth Date: 
 Date format: mm/dd/yyyy

Continue (No students? [Click here](#))