



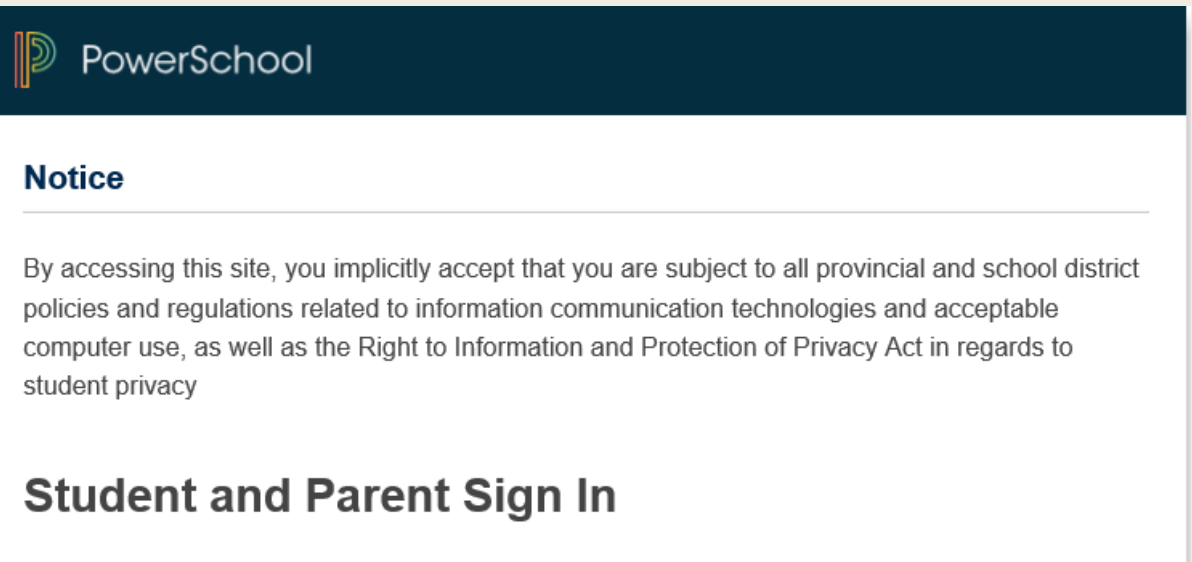
POWER SCHOOL PUBLIC PORTAL

SEPTEMBER 2020




Introduction & Purpose

- The PowerSchool Public Portal is an online tool that enables parents and students to become informed and involved partners in Education.
- The Public Portal can keep you informed about what's happening at school, track your children's progress, and provide you with online access to your children's teachers & classes.



The screenshot shows the top section of the PowerSchool Public Portal. It features a dark blue header with the PowerSchool logo and name. Below the header is a white section with a blue "Notice" heading, followed by a paragraph of text regarding user consent and privacy. At the bottom of this section is a bold heading for "Student and Parent Sign In".

 PowerSchool

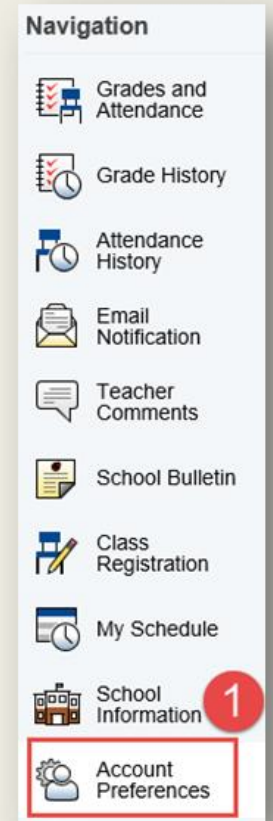
Notice

By accessing this site, you implicitly accept that you are subject to all provincial and school district policies and regulations related to information communication technologies and acceptable computer use, as well as the Right to Information and Protection of Privacy Act in regards to student privacy

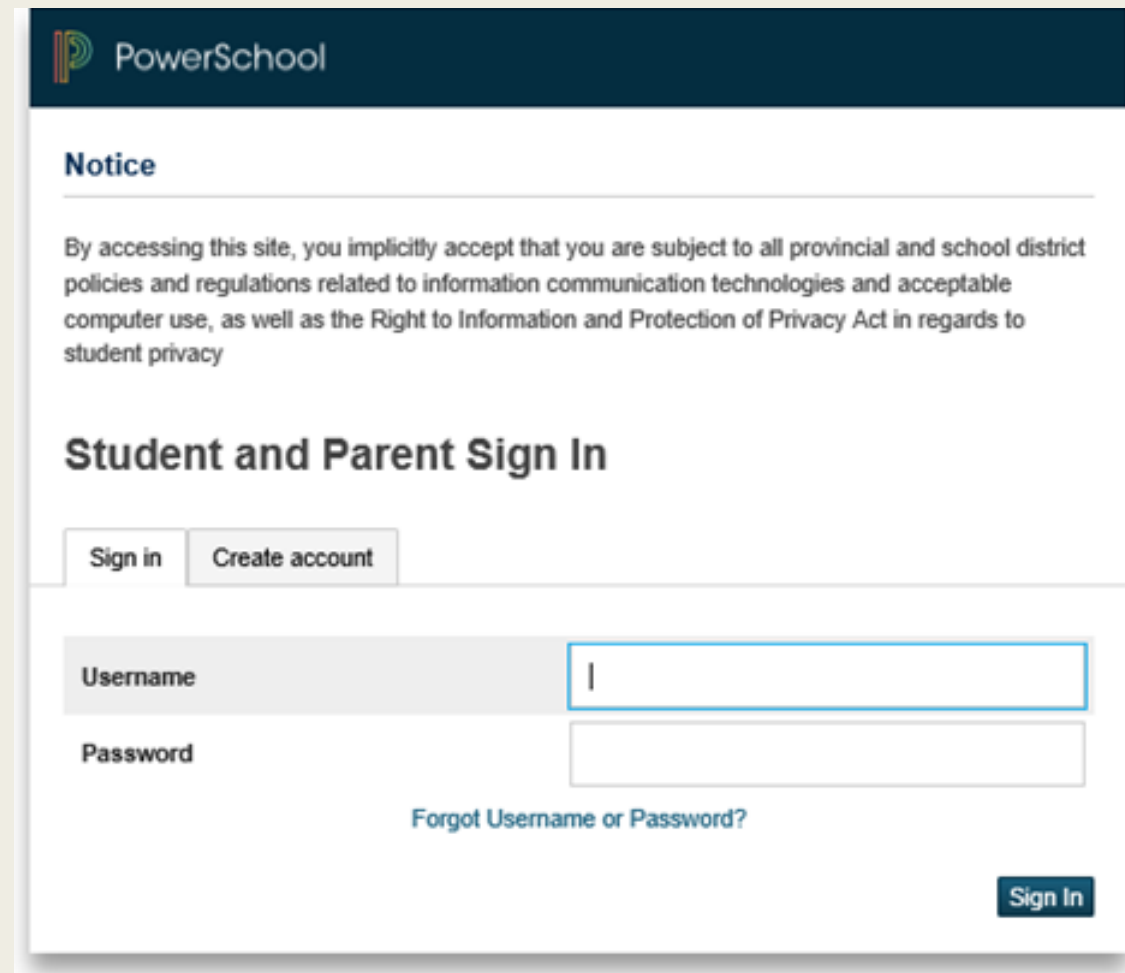
Student and Parent Sign In

- The Public Portal gives Parents/Guardians the very latest student information such as:

- *Attendance*
- *Student Schedules*
- *Assignments*
- *School bulletins*
- *Assignment criteria*
- *Grades & Assessments*
- *Teacher comments*



Single Sign-on Setup



The image shows a screenshot of the PowerSchool login page. At the top, there is a dark blue header with the PowerSchool logo and name. Below the header, there is a section titled "Notice" with a horizontal line underneath. The notice text states: "By accessing this site, you implicitly accept that you are subject to all provincial and school district policies and regulations related to information communication technologies and acceptable computer use, as well as the Right to Information and Protection of Privacy Act in regards to student privacy". Below the notice, there is a section titled "Student and Parent Sign In". Under this section, there are two buttons: "Sign in" and "Create account". Below the buttons, there are two input fields: "Username" and "Password". The "Username" field contains a single character, possibly a pipe symbol. Below the input fields, there is a link that says "Forgot Username or Password?". At the bottom right of the form, there is a "Sign In" button.

PowerSchool

Notice

By accessing this site, you implicitly accept that you are subject to all provincial and school district policies and regulations related to information communication technologies and acceptable computer use, as well as the Right to Information and Protection of Privacy Act in regards to student privacy

Student and Parent Sign In

[Sign in](#) [Create account](#)

Username

Password

[Forgot Username or Password?](#)

[Sign In](#)

You will be provided with the following information:

- *The Public Portal's internet address*
- *Step-by-step directions of how to create your parent account*
- *How to link children to your account using the Student Access ID & Password*
- *How to add a student to an existing parent/guardian account*

What will it look like?

The screenshot shows a web browser window displaying the PowerSchool 'TRAINING ENVIRONMENT' interface. The user is logged in as Robin LeRoy. The main content area is titled 'Grades and Attendance: Alexander, Haley'. A navigation sidebar on the left includes options like 'Grades and Attendance', 'Grade History', 'Attendance History', 'Email Notification', 'Teacher Comments', 'School Bulletin', 'Class Registration', and 'My Schedule'. The main content area features a table titled 'Attendance By Class' with columns for 'Exp', 'Last Week', 'This Week', 'Course', 'Q1', 'Q2', 'S1', 'Q3', 'Q4', 'S2', 'F1', 'Absences', and 'Tardies'. The table shows data for two classes: Mathematics 9 and Science 9. The Science 9 row is highlighted in grey, indicating it is a dropped class. Below the table is a link to 'Show dropped classes also'.

Exp	Last Week		This Week					Course	Q1	Q2	S1	Q3	Q4	S2	F1	Absences	Tardies			
	M	T	W	H	F	M	T											W	H	F
1(A)																0	0			
2(A)								MA								1	0			
Attendance Totals															1	0				

[Show dropped classes also](#)

Class Score Detail: Alexander, Haley






Grades and Attendance

Course	Teacher	Expression	Final Grade ¹
Science 9	Leroy, Robin	2(A)	77 77%

Teacher Comments:

Section Description:



Assignments

Due Date	Category	Assignment	Flags	Score	%	Grade	 
09/14/2018	Plan and Perform	DNA extraction hypothesis		--/10			
09/14/2018	Plan and Perform	DNA extraction Procedure Plan		4/4	100	100	
09/05/2018	STSE	To Clone or not to Clone		26/30 	86.67	87	View
09/05/2018	Plan and Perform	what is a nucleus?		10/15	66.67	67	






Grades last updated on: 9/14/2018

Legend

¹ - This final grade may include assignments that are not yet published, or may be the result of special weighting used by the teacher. Click to view additional information on special weighting.

Icons  - Has Description |  - Has Comment |  - Collected |  - Late |  - Missing |  - Exempt from Final Grade |  - Absent |  - Incomplete |  - Excluded



Assignments

Due Date	Category	Assignment	Flags	Score	%	Grade	 
09/14/2018	Plan and Perform	DNA extraction hypothesis		--/10			
09/14/2018	Plan and Perform	DNA extraction Procedure Plan		4/4	100	100	
09/05/2018	STSE	To Clone or not to Clone		26/30 	86.67	87	View
09/05/2018	Plan and Perform	what is a nucleus?		10/15	66.67	67	

Grades last updated on: 9/14/2018

Legend

1 - This final grade may include assignments that are not yet published, or may be the result of special weighting used by the teacher. Click to view additional information on special weighting.

Icons  - Has Description |  - Has Comment |  - Collected |  - Late |  - Missing |  - Exempt from Final Grade |  - Absent |  - Incomplete |  - Excluded

Student Score Detail



Assignment

To Clone or not to Clone

Category

STSE

Score Comment

Great use of scientific language in the introduction.

What are my next steps?

- Sign a **Policy 311** Form that the school will provide
- Obtain a letter with the **access ID and password** to set up your account
- Obtain the **PowerSchool Public Portal Document** to walk you through the process

PLEASE NOTE:

- While stringent security protocols are enforced to mitigate the risk of unintentionally exposing student information to the internet, any information hosted on websites or e-mailed has the potential to be viewed/accessed by other Internet users. Parents & students are advised to consider this possibility and strictly adhere to the *Acceptable Computer Use Policy* guidelines. (Policy 311).