














Belleisle Elementary School (1938)

School Environment	School Agreement	District 6 Elementary Schools	Province Elementary Schools	School % Missing	
1. I feel safe at this school.	92.0%	89.3%	88.6%	0.0%	
2. I feel I can tell adults in this school when there are bullying problems.	86.7%	84.1%	83.0%	0.0%	
4. Students in my classes are generally well behaved.	60.8%	57.1%	59.1%	1.3%	
5. Mostly, class time is spent learning; not much time is wasted.	71.6%	76.6%	74.2%	1.3%	
6. Mostly, people in this school treat each other with respect.	58.9%	65.1%	66.8%	2.7%	
7. I feel like I belong at this school.	88.0%	84.6%	83.3%	0.0%	
21. I know the rules at this school.	94.7%	96.3%	96.4%	0.0%	
22. My teachers expect every student to learn.	94.7%	95.2%	95.1%	0.0%	
23. I feel I do things well at school.	89.3%	88.4%	87.1%	0.0%	
Mean Agreement	81.9%	81.8%	81.5%	0.6%	

Note: * *Insufficient number of responses*
 School Agreement includes Agree and Strongly Agree
 Significant fluctuations in the "% missing" column are due to the use of more than one version of the survey.
 Unconventional item numbering was used to manage multiple survey versions more easily.





Belleisle Elementary School (1938)











	School Agreement	District 6 Elementary Schools	Province Elementary Schools	School % Missing	
3. I have been bullied this school year.	21.6%	26.4%	28.2%	1.3%	
Mean Agreement	21.6%	26.4%	28.2%	1.3%	

Relationships with Teachers and Other Adults	School Agreement	District 6 Elementary Schools	Province Elementary Schools	School % Missing	
8. My teachers like me and care about me.	94.7%	90.7%	90.1%	0.0%	
9. Teachers/adults in this school listen to my ideas and opinions.	81.6%	79.6%	76.9%	49.3%	
10. My teachers praise me when I do good work.	92.1%	86.0%	84.9%	49.3%	
11. My teachers control my classes in a firm but pleasant way.	83.3%	88.7%	84.5%	52.0%	
12. My teachers take time to help me when I don't understand something.	94.7%	91.3%	90.3%	49.3%	
13. My teachers give me helpful comments so I can improve my work.	83.8%	88.4%	88.0%	50.7%	
14. My teachers use different ways to help students learn (e.g., projects, group discussions, class visitors, multimedia, peer teaching).	94.7%	86.0%	86.1%	49.3%	
15. My teachers tell me at the beginning of the lesson what I am going to learn.	92.1%	83.9%	84.2%	49.3%	
16. My teachers often give me choices in the work I do.	66.7%	66.0%	67.1%	52.0%	
17. My teachers encourage me to be creative and curious.	91.9%	78.0%	80.0%	50.7%	

Note: * *Insufficient number of responses*
 School Agreement includes Agree and Strongly Agree
 Significant fluctuations in the "% missing" column are due to the use of more than one version of the survey.
 Unconventional item numbering was used to manage multiple survey versions more easily.


Belleisle Elementary School (1938)


18. When giving us work to do, my teachers show us examples so that we know the quality of work they expect.	91.9%	92.7%	92.3%	50.7%	
19. My teachers make the work we do as interesting as possible.	67.6%	78.0%	78.3%	50.7%	
20. My teachers use different ways to check what I have learned - like tests, journals, projects, assignments, portfolios.	74.3%	75.2%	77.5%	53.3%	
Mean Agreement	85.3%	83.4%	83.1%	46.7%	

Social-Emotional Variables	School Agreement	District 6 Elementary Schools	Province Elementary Schools	School % Missing	
24. I like to spend time with my parents	97.3%	93.3%	93.0%	0.0%	
25. I feel I do things well at home.	90.7%	86.8%	86.0%	0.0%	
26. I feel I have a choice about when and how to do my school work.	65.3%	56.6%	59.9%	4.0%	
27. I like to be with my teachers.	71.6%	79.3%	80.1%	1.3%	
28. I feel I have a choice about which activities to do with my friends.	74.3%	77.3%	77.0%	1.3%	
29. I feel I do things well when I am with my friends.	79.7%	86.4%	85.6%	1.3%	
30. I like to spend time with my friends.	98.6%	96.1%	95.6%	2.7%	
31. I feel like I have a choice about when and how to do my household chores.	58.7%	47.2%	49.5%	0.0%	
Mean Agreement	79.5%	77.9%	78.3%	1.3%	

Note: * *Insufficient number of responses*
 School Agreement includes Agree and Strongly Agree
 Significant fluctuations in the "% missing" column are due to the use of more than one version of the survey.
 Unconventional item numbering was used to manage multiple survey versions more easily.



Belleisle Elementary School (1938)

Oppositional Behaviour	School Agreement	District 6 Elementary Schools	Province Elementary Schools	School % Missing	
32. I make other people do what I want.	1.4%	3.9%	4.2%	1.3%	
33. I disobey my parents.	10.8%	8.2%	7.6%	1.3%	
34. I talk back to my teachers.	9.6%	4.7%	4.9%	2.7%	
35. I get into fights.	8.2%	12.1%	13.3%	2.7%	
36. I often say mean things to people to get what I want.	0.0%	1.9%	2.5%	2.7%	
37. I take things that are not mine from home, school, or elsewhere.	2.7%	1.8%	2.5%	0.0%	
Mean Agreement	5.4%	5.4%	5.8%	1.8%	








School Connectedness	School Agreement	District 6 Elementary Schools	Province Elementary Schools	School % Missing	
38. I feel close to people at my school.	66.7%	77.7%	77.8%	0.0%	
39. I feel I am part of my school.	85.1%	83.9%	83.5%	1.3%	
40. I am happy to be at my school.	83.8%	83.6%	82.3%	1.3%	

Note: * *Insufficient number of responses*
 School Agreement includes Agree and Strongly Agree
 Significant fluctuations in the "% missing" column are due to the use of more than one version of the survey.
 Unconventional item numbering was used to manage multiple survey versions more easily.




Belleisle Elementary School (1938)

41. I feel the teachers at my school treat me fairly.	91.9%	86.3%	85.2%	1.3%	
Mean Agreement	81.9%	82.9%	82.2%	1.0%	

Pro-social Behaviour

	School Agreement	District 6 Elementary Schools	Province Elementary Schools	School % Missing	
42. I often do favours for people without being asked.	68.0%	72.7%	71.2%	0.0%	
43. I often lend things to people without being asked.	63.5%	61.6%	61.1%	1.3%	
44. I often help people without being asked.	79.5%	78.6%	78.8%	2.7%	
45. I often compliment people without being asked.	82.2%	80.2%	78.6%	2.7%	
46. I often share things with people without being asked.	78.7%	74.4%	73.7%	0.0%	
Mean Agreement	74.4%	73.5%	72.7%	1.3%	

Learning

	School Agreement	District 6 Elementary Schools	Province Elementary Schools	School % Missing	
Compared to this time last year...					
50. ...my reading is better than it was	84.0%	86.9%	86.3%	0.0%	
51. ...my writing skills are better than they were	86.7%	85.5%	84.0%	0.0%	

Note: * Insufficient number of responses

School Agreement includes Agree and Strongly Agree

Significant fluctuations in the "% missing" column are due to the use of more than one version of the survey.

Unconventional item numbering was used to manage multiple survey versions more easily.

Belleisle Elementary School (1938)

52. ...I am better at mathematics than I was	78.7%	86.0%	84.3%	0.0%	
62. I am learning things at school that will be useful in my life.	93.3%	89.3%	88.5%	0.0%	
Mean Agreement	85.7%	86.9%	85.8%	0.0%	

Supports for Learning

	School Agreement	District 6 Elementary Schools	Province Elementary Schools	School % Missing	
63. Computers are available at school when I need them to do my work.	78.7%	62.8%	51.0%	0.0%	
64. I receive the services I need to support my learning.	80.0%	79.5%	76.7%	0.0%	
Mean Agreement	79.3%	71.1%	63.9%	0.0%	

	School Just Right	District 6 Elementary Schools	Province Elementary Schools	School % Missing	
65. The work I am given at school is ...	77.8%	77.1%	75.5%	4.0%	

Healthy Living

	School Average	District 6 Elementary Schools	Province Elementary Schools	School % Missing	
70. Yesterday, how many times did you eat fruit fresh, frozen, canned, etc? (Do not count fruit juice, Fruit Roll-ups or other fruit flavoured candies.)	2.1	2.8	2.7	49.3%	
71. Yesterday, how many times did you eat vegetables, cooked or raw?	2.1	2.4	2.3	49.3%	
72. Yesterday, how many times did you eat candy, sweets, chips, or fries?	2.1	1.9	2.0	50.7%	

Note: * Insufficient number of responses

School Agreement includes Agree and Strongly Agree

Significant fluctuations in the "% missing" column are due to the use of more than one version of the survey.

Unconventional item numbering was used to manage multiple survey versions more easily.

Belleisle Elementary School (1938)





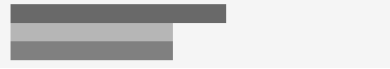







73. Yesterday, how many times did you drink pop, flavoured water, sport drinks, Slushies, etc.?	1.1	1.1	1.2	50.7%
74. Last week, how many times did you eat meals while watching TV?	1.7	2.0	2.4	50.7%
75. Last week, how many times did you eat breakfast?	5.4	5.8	5.7	50.7%
80. Last week, how often were you very physically active (doing an activity that makes you breathe hard and sweat), such as running, biking, playing sports, etc. for at least 30 minutes?	3.9	4.7	4.8	0.0%

	School Did not eat	District 6 Elementary Schools	Province Elementary Schools	School % Missing	<div style="display: flex; justify-content: space-between; width: 100px;"> ■ School ■ District ■ Province </div>
Who did you eat with yesterday? (Mark all that apply)					
76. a) Breakfast	8.8%	9.1%	9.2%	54.7%	
77. b) Lunch	0.0%	1.9%	2.8%	56.0%	
78. c) Dinner	0.0%	1.8%	2.5%	66.7%	

	School Yes	District 6 Elementary Schools	Province Elementary Schools	School % Missing	<div style="display: flex; justify-content: space-between; width: 100px;"> ■ School ■ District ■ Province </div>
At school do you usually take part in physical activities...					
81. ...before school, at recess or at lunch?	81.1%	78.5%	77.0%	50.7%	
82. ...right after school?	55.9%	55.3%	55.9%	54.7%	

Note: * *Insufficient number of responses*
 School Agreement includes Agree and Strongly Agree
 Significant fluctuations in the "% missing" column are due to the use of more than one version of the survey.
 Unconventional item numbering was used to manage multiple survey versions more easily.

Belleisle Elementary School (1938)

	School Yes	District 6 Elementary Schools	Province Elementary Schools	School % Missing	
83. Is your parent(s) physically active such as: walking, biking, going to the gym, doing yard work.	74.3%	70.9%	69.7%	53.3%	
<hr/>					
	School None	District 6 Elementary Schools	Province Elementary Schools	School % Missing	
On most days, how much time do you spend...					
84. Watching TV/Movies.	5.6%	4.9%	5.2%	52.0%	
85. Using the phone (talking or texting).	57.1%	43.0%	42.9%	53.3%	
86. Playing video games.	31.4%	27.9%	28.8%	53.3%	
87. Using the computer (not for school).	27.8%	21.3%	21.9%	52.0%	
88. Reading (not for school).	13.9%	14.4%	16.0%	52.0%	
89. Doing homework.	20.0%	3.8%	6.3%	53.3%	
90. Being physically active.	2.7%	5.4%	6.0%	50.7%	
<hr/>					
	School Yes	District 6 Elementary Schools	Province Elementary Schools	School % Missing	
91. Do any people you live with smoke or use tobacco?	33.3%	30.1%	38.5%	8.0%	

Note: * *Insufficient number of responses*
 School Agreement includes Agree and Strongly Agree
 Significant fluctuations in the "% missing" column are due to the use of more than one version of the survey.
 Unconventional item numbering was used to manage multiple survey versions more easily.

Belleisle Elementary School (1938)

92. Are people allowed to smoke inside your home?	2.6%	5.9%	12.0%	49.3%	
93. Are people allowed to smoke inside your family's car, van, truck, etc.?	10.5%	9.1%	14.1%	49.3%	

Note: * *Insufficient number of responses*
School Agreement includes Agree and Strongly Agree
Significant fluctuations in the "% missing" column are due to the use of more than one version of the survey.
Unconventional item numbering was used to manage multiple survey versions more easily.