



**Anglophone South School
District (ASD-S)**
*Multi-year infrastructure
planning*

**Central Saint John
Schools**

February 2018

Centennial Elementary School

Policy 409:

Section 6.4

Determining a school's sustainability

6.4.1 A sustainability study will be undertaken if a school falls below one of the triggers as defined in Section 3 or if the District Education Council (DEC) determines that a study is warranted.

Section 3.0 Definitions:

- ▶ *Trigger refers to measurable and objective criteria consistently applied to all schools. When a school meets or falls below the established thresholds, a sustainability study must occur unless there is an exemption to this process.*

Description of Triggers:

- ▶ The criteria to be used are:
- ▶ **Student enrolment trigger** - refers to a specific threshold based on the current enrolment in the school. For the purpose of this policy, the enrolment threshold is 100 students or less.
- ▶ **Percentage occupation trigger** - refers to the current student enrolment as compared to the school's physical capacity. For the purpose of this policy, the percentage occupation threshold is 30 percent or less.

Section 6.4 - Determining a School's Sustainability

6.4.4 *A DEC must consider the following criteria when studying a school's sustainability. This list does not preclude a DEC from considering other factors relevant to their local circumstances.*

- ▶ 1. Low/declining enrolments:
- ▶ 2. Health and Safety:
- ▶ 3. Quality of Education Programs and Services:
- ▶ 4. Transportation:
- ▶ 5. Finances:
- ▶ 6. Impact on the local community:
- ▶ 7. Impact on other schools:
- ▶ 8. Economic development:

Section 6.5 - Public Consultation on School's Sustainability

6.5.3 *The DEC will ensure that affected persons:*

- ▶ *are provided with information relevant to the proposal;*
- ▶ *have adequate time to consider the information provided; and,*
- ▶ *have adequate time and opportunity to make a presentation to the DEC (i.e. let their views be known either in writing or orally) and are heard impartially at an open DEC meeting.*

6.5 Public Consultation on School's Sustainability

6.5.4 *There will be a minimum of three public DEC meetings on the possible closure - one meeting to inform the school community of the DECs' intention and the steps to be followed, a second meeting to provide the opportunity to make a presentation (in writing or orally) and a final meeting to provide the public with the results of the consultation, including an account of the factors considered, as per section 6.4 of this policy, and resulting recommendation being submitted to the Minister.*

6.6 Ministerial Approval of a School Closure

6.6.1 *A DEC will inform the Minister in writing of a recommendation to close a school, following the public consultation process. The DEC must demonstrate how the requirements of this policy have been applied.*

6.6.4 *The Minister shall normally respond to a recommendation to close a school within a period of time no less than 30 days and not exceeding 60 days.*

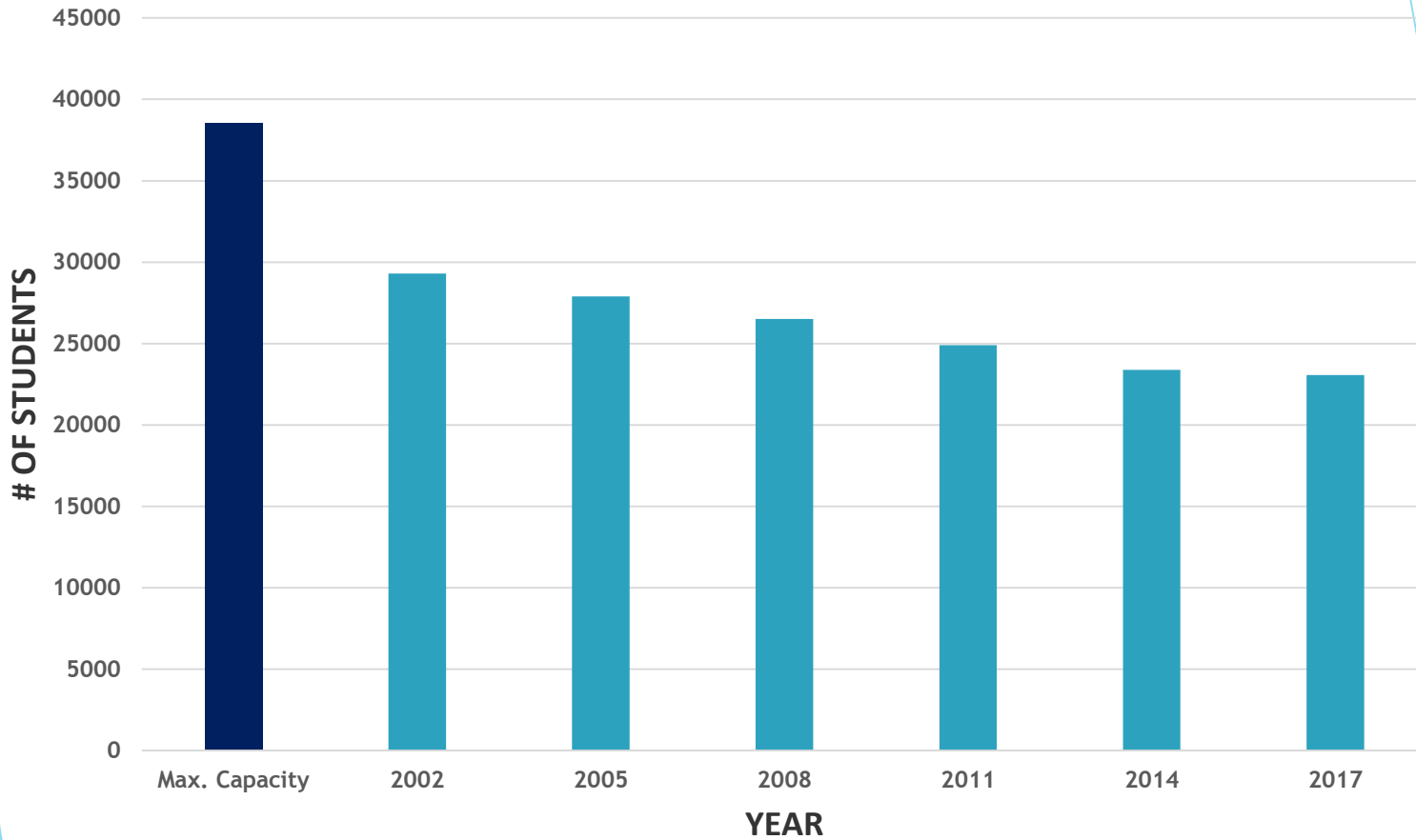
Anglophone School District - South (ASD-S) Infrastructure Planning

➤ Quick Facts:

- ASD-S runs from Sussex Corner to Campobello Island
- **Three Education Centres:**
 - St. Stephen Ed. Centre (SSEC) – 15 schools
 - Saint John Ed. Centre (SJEC) – 30 schools
 - Hampton Ed. Centre (HEC) – 25 schools
- \$226 million budget, 3200 permanent employees
- Major challenges:
 - Fiscal reality – tighter budgets
 - Aging infrastructure 48–60 avg. yrs. of age depending on Centre
 - Declining enrolment

Anglophone School District - South Historical Enrolment

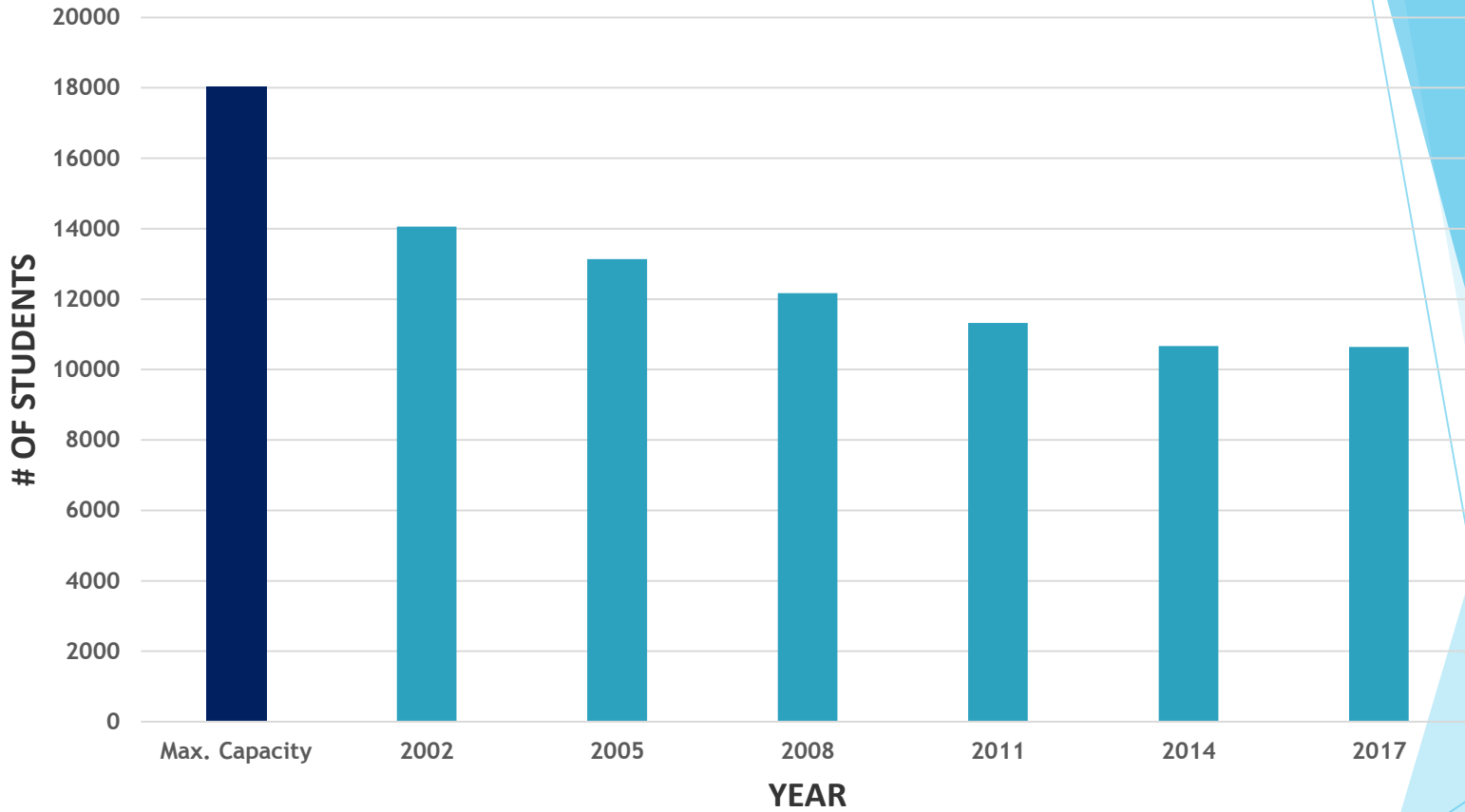
21% Enrolment Drop in 15 Years (6233 students)



Max. Capacity	2002	2005	2008	2011	2014	2017
38505	29303	27897	26511	24903	23384	23070

Anglophone School District - South Historical Enrolment - SJEC

24% Enrolment Drop in 15 Years (3422 students)



Max. Capacity	2002	2005	2008	2011	2014	2017
18037	14063	13135	12166	11325	10672	10641

Saint John City Centre Schools Infrastructure Planning

- After public consultation in 2016 -2017, the DEC requested a second review by Ernst & Young of Saint John City Centre Schools.
- DEC provided four potential scenarios for the review.
- Final report was to provide **options only** – no recommendations.
- The Dept. of Education and Early Childhood Development covered the cost of the report.
- The following schools are covered in the report:
 - Millidgeville North (3-8)
 - Centennial (K-5)
 - Hazen-White / St. Francis (K-8)
 - M. Gerald Teed Memorial (K-2)
 - St. John the Baptist / King Edward (K-8)
 - Prince Charles (K-8)
 - Princess Elizabeth (K-8)

Central Saint John Schools

▶ Age of Buildings:

School	Year Built
Centennial (K-5)	1966
Hazen-White / St. Francis (K-8)	1961
M. Gerald Teed Memorial (K-2)	1963
Millidgeville North (3-8)	1967
Princess Elizabeth (K-8)	1949
Prince Charles (K-8)	1954
St. John Baptist / King Edward (K-8)	1948
Average Age of Buildings	60 yrs.

Central Saint John Schools

▶ Maximum and Functional Capacity:

School	Max. Capacity	Functional Capacity
Centennial (K-5)	318	71.40%
Hazen-White / St. Francis (K-8)	432	47.90%
M. Gerald Teed Memorial (K-2)	294	56.80%
Millidgeville North (3-8)	918	49.30%
Princess Elizabeth (K-8)	547	91.00%
Prince Charles (K-8)	439	34.20%
St. John Baptist / King Edward (K-8)	453	51.90%
TOTAL	3401	57.00%

Note: Max. Capacity is each available classroom filled to max. number of students allowed, Functional Capacity is current enrolment divided by max. capacity, 85% is recommended value.

Central Saint John Schools

► Historical Enrolment:

School	2017	2009	2000	Inc./ (Decr.) Over Last 17 Yrs.	Increase - Decrease %
Centennial (K-5)	227	268	347	(120)	-34.60%
Hazen-White / St. Francis (K-8)	207	148	211	(4)	-1.90%
M. Gerald Teed Memorial (K-2)	167	162	260	(93)	-35.80%
Millidgeville North (3-8)	453	395	708	(255)	-36.00%
Princess Elizabeth (K-8)	498	431	458	40	+8.70%
Prince Charles (K-8)	150	202	206	(56)	-27.20%
St. John Baptist / King Edward (K-8)	235	223	255	(20)	-7.80%
TOTAL	1937	1829	2445	(508)	-20.80%

Ernst & Young Options Supported by DEC:

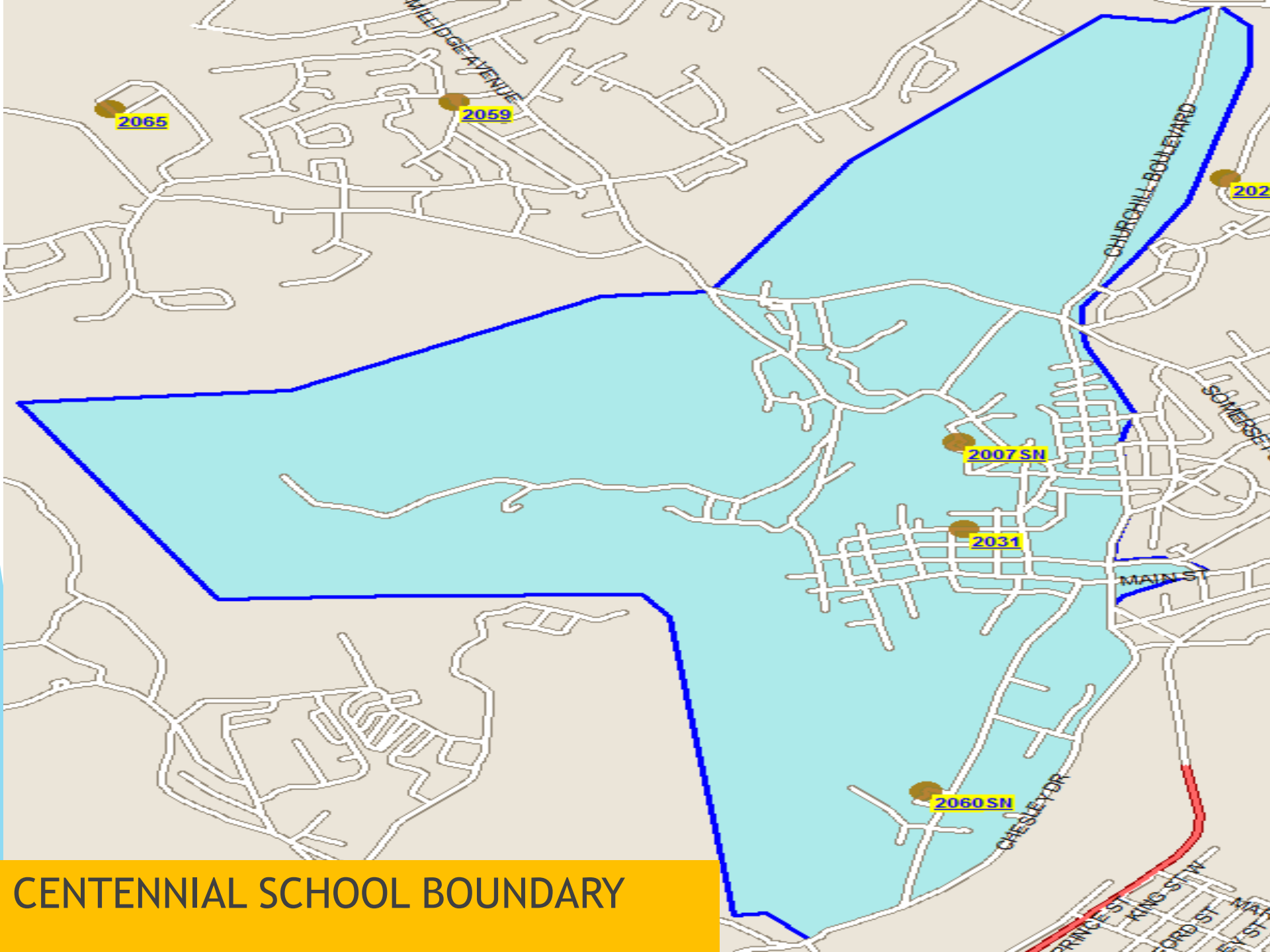
- 1) Build a new K-8 school (450 students) to replace St. John the Baptist / King Edward School and Prince Charles School.
- 2) Build a new K-5 school (450 students) to replace Centennial and Hazen-White / St. Francis School.
- 3) Princess Elizabeth School reconfigured to K-5.
- 4) Look at possible addition for M. Gerald Teed School to reconfigure to K-5. Depending on cost, new K-5 school may be an option.
- 5) Millidgeville North School reconfigured to 6-8.

Phase 2 Option Voted by DEC: New K-5 To Replace Centennial & Hazen-White / St. Francis

- Based on 2017-18 enrolment, Centennial has 227 K-5 students and Hazen-White / St. Francis has 165 K-5 students, for a total of 392 K-5.
- Forecast to 2026-27, shows projection of 402 K-5 students for both schools combined.
- Recommendation would be for a new K-5 school of 450 students.
- St. Francis side is leased from the Diocese, there are eight years remaining on the lease.
- The two schools are around 2 kms apart and their boundaries border on each other.
- School boundaries would be combined for Centennial and Hazen-White / St. Francis.

Centennial Elementary School - School Boundaries

- Centennial school boundary extends to the west along Highland Road and west along Millidge Avenue until the intersection with Somerset Street.
- Centennial's south boundary includes Chesley Drive and Douglas Avenue.
- The intersection of Churchill Boulevard and Somerset Street divides the school boundary between Centennial and Princess Elizabeth schools.
- Churchill Blvd. divides the school boundary between Centennial and Hazen-White / St. Francis schools up to the intersection with Sandy Point Road.



CENTENNIAL SCHOOL BOUNDARY

Centennial Elementary School Staffing 2017/2018

<u>Description</u>	<u>FTE's (Full Time Equivalents)</u>
Teacher FTE's	14.70*
School Admin. Assistant (1 - 10 month)	.86
Library Worker (7.25 hrs. week)	.17
Custodial (2 - 40 hrs. week)	2.00
Ed. Assistants (EA) (20-10 month, 30 hrs./wk.)	14.20
School Inter. Worker(1-10 month, 30 hrs./wk.)	.71
Community School Coordinator	<u>1.00</u>
Total	<u>33.64</u>

* includes Administration

Centennial Elementary School - Operating Expenses 2016/2017

Lights, power and heat	\$ 78,668
Minor repairs	16,754
Snow plowing	5,966
Garbage removal	4,597
Sewage	24,263
Cleaning supplies	<u>4,700</u>
Sub-total	\$134,948
School Instructional Budget	16,823
School Salaries & Benefits	<u>1,999,785</u>
Total Yearly Operating Costs	<u><u>\$2,151,556</u></u>

Centennial Elementary School - Transportation Sept. 2017/2018

- 223 students (K-5)
 - 16 riders
 - 207 non-riders
- Average distance from school:
 - All students 1.07 km
 - Bused students 1.24 km
- Average time on bus for riders is 5 min.,
34 seconds
- Currently have 3 buses serving Centennial

Centennial Elementary School - Capital Improvement Projects Required

<u>Project</u>	<u>Cost</u>
Electrical - Electrical Panel Upgrade	\$ 70,000
Mechanical-Ventilation System	490,000
Interior Alterations-Bathroom	50,000
Interior Accessibility-Lift	<u>220,000</u>
Total	<u>\$830,000</u>

Centennial School - Capital Improvement Projects Completed (Over Last Five Years)

<u>Project</u>	<u>Cost</u>
Mechanical-Water Supply & Sewage	\$140,000
Building Exterior-Exterior Doors	<u>35,000</u>
Total	<u>\$175,000</u>

Centennial Elementary School - Community Support Programs - PALS Partners

Bell Aliant

Credit Counseling Service

DFS Inc. Arch. & Design

Mariner Partners

NB Southern Railway

Portland United Church

Saputo

Tropical Shipping

Xerox

Scotia Bank

Big Brothers Big Sisters of Saint John, Inc.

J.D. Irving, Limited

NB Museum

City of Saint John

InterAction School of Arts

Saint John Board of Trade

Telegraph Journal/NB

Publishing

Port SJ

BCAPI

Downey Ford

Rockwood Pk & Lily Lake Pav.

YMCA & Y Service Club

Saint John Sea Dogs

Wyndham World Wide

Atlantic Towing

Kiwanis

Saint John Riptide

Kids on the Go Bus

Centennial Elementary School - Community Support Partners

RiverCross Church

Kings Way LifeCare Alliance

Stephenson Tower

IODE

Saint John Milk Fund

Shimpokai Judo Club

Nick Nicolle Comm. Ctr.

UNB Nursing Program

Sistema (MNS) Program

School Wellness Program

Appnovation

Maxim Construction

**International Brotherhood
of Electrical Workers 502**

Public Health

Community Health

Breakfast Clubs of Canada

Breakfast for Learning

Inner City Youth Ministry

Bee Me Kidz

NEW-C

Lancaster Minor Basketball

Petroservice Limited

Coast Tire & Auto Service Ltd.

Roots of Empathy

Junior Achievement

River Valley Middle School

Centennial Elementary School - Lunch and After School Programming

➤ LUNCH:

- Centennial Lunch Club - Tuesday, Wednesday & Thursday, approx. 100 students.
- Ambassador Program - students in 3-5 deliver milk & hot lunch, and help with K-2 on playground.
- Choir - participate Fridays at lunch.
- Noon/Recess Activities - different clubs such as arts & crafts, Lego, car club, play doh club, and intramurals.

➤ AFTER SCHOOL:

- Judo - grade 5 students participate in free Judo program Tuesdays.
- Sistema - grades 1-5, every day after school.
- ELF - grade 2 in need of extra mentoring can participate in ELF program 2 days a week after school for 10 weeks.
- Jamborees - various activities such as cross country, soccer, basketball, Newcomb ball, badminton, track and field.
- One Play - partnership with Nick Nicolle Centre.
- SPARC Program.
- Soap Box Derby - school puts in a Soap Box Derby Team.

Centennial Elementary School - After Hours Groups Using the School

- Lancaster Minor Basketball
- Flyer Club
- Senior men's basketball group
- Orchestra group
- IODE Katie Hazen McKay Chapter
- Bee Me Kidz in summer for camps
- Special Olympics training
- Portland Day Care

Centennial Elementary School - Businesses Located In or Near the School Community

- Quality Concrete
- Enbridge Gas Office
- All Coverage Insurance
- Hickey Sisters Beauty Salon
- Hi Tech Family Dentistry
- Baxter Dairies
- Tim Hortons
- Friendly Convenience
- Marvellous Travel
- Dance Zone
- Serene Physique
- Silhouette Day Spa
- Atlantic Sleep
- XTR Service Station
- Xerox
- NB Liquor
- Lafarge Quality Concrete
- Self Storage
- Greenway Landscaping
- Canadian Springs
- Dowd Roofing
- Spectrum Energy
- Scholten's Convenience
- Jacos Restaurant
- Somerset Pub
- Chef Chinese Kitchen

Centennial Elementary School - Businesses Located In or Near the School Community

- Valentyna's Tailoring
- Kannon Animal Hospital
- Superstore
- Top Shelf
- Money in Your Pocket
- Julie's Hair Studio
- Dan's Country Market
- Tax Aid
- Apollo Medical
- YMCA
- Lansdown Plaza Businesses
- Salon 40
- Fundy Professional Plaza
- Stepping Stones
- At Your Convenience
- Dykeman's Hardware
- Bamboo East
- Antiques & Collectables
- Martin's Roofing
- Main St. Grill
- Port City Pharmacy
- McDonald's
- Petro Canada
- B&N Flooring

Centennial Elementary School - Businesses Located In or Near the School Community

- Metcalf Glass
- Place 400 Stores
- Holiday Inn
- Corey's Used Goods
- Trading Post
- Vegas Family Entertainment
- Best Value Inn
- Hilyard Place
- Saint John Orthopedics
- McTague Insurance
- Michael H. Bruce Insurance

Summary of Factors that Determine a School's Sustainability:

- Low/declining enrolment: Centennial Elementary School enrolment has increased slightly over the last few years, but overall long term enrolment is down. At Sept. 2017 enrolment is at 227 which is 35% decrease from 2000 (347 students). Maximum capacity of the school is 318 students.
- Health and Safety: School has a number of critical capital improvement projects outstanding including a ventilation system and an interior lift. School is not fully accessible.
- Quality of Education Programs at K-5: Both Centennial and Hazen-White / St. Francis have strong education programs. The quality of the education programs would be enhanced in a new facility with additional work spaces for students and community partners.

Summary of Factors that Determine a School's Sustainability:

- Transportation: The boundaries of both schools border on each other and can easily be combined for transportation purposes. Currently, only sixteen students at Centennial ride on a bus.
- Impact on local community: Expectation would be that a new K-5 school with up to date facilities, would be a huge benefit to the local community and may draw families with young children to the North end of the City.
- Impact on other schools: Centennial and Hazen-White / St. Francis would be closed. Middle level students at Hazen-White / St. Francis would be re-zoned for Millidgeville North school, no other impact noted on other schools.
- Economic development: If a new school is able to draw in new families, it would have a positive economic impact on the City of Saint John, in particular the North end.

Thank You for Attending!

Second meeting dates from 6:30 p.m. to 8:30 p.m.:

- March 19, 2018 – Centennial Elementary School
- March 28, 2018 – Hazen-White / St. Francis School

Third meeting date, starting at 7:00 p.m.:

- April 11, 2018 - District Education Council meeting, Saint John District Office, 490 Woodward Avenue

This presentation will be posted to ASD-S website at:
<http://web1.nbed.nb.ca/sites/ASD-S/>

Written feedback can be submitted:

via email to **asds.schoolreview@gnb.ca**

Or send a letter to the attention of:

**Robert Fowler, Chair
District Education Council
490 Woodward Avenue
Saint John, NB E2K 5N3**