

Anglophone West School District

District Demographics
August 16, 2012

- On January 11, 2012, the New Brunswick Minister of Education and Early Childhood Development, Honourable Jody Carr, announced plans for a major re-organization of the Province's 14 School Districts. This action was taken to provide a more efficient and effective structure for schools to provide a quality learning environment for its students in light of the on-going changes in student demographics and fiscal accountability.

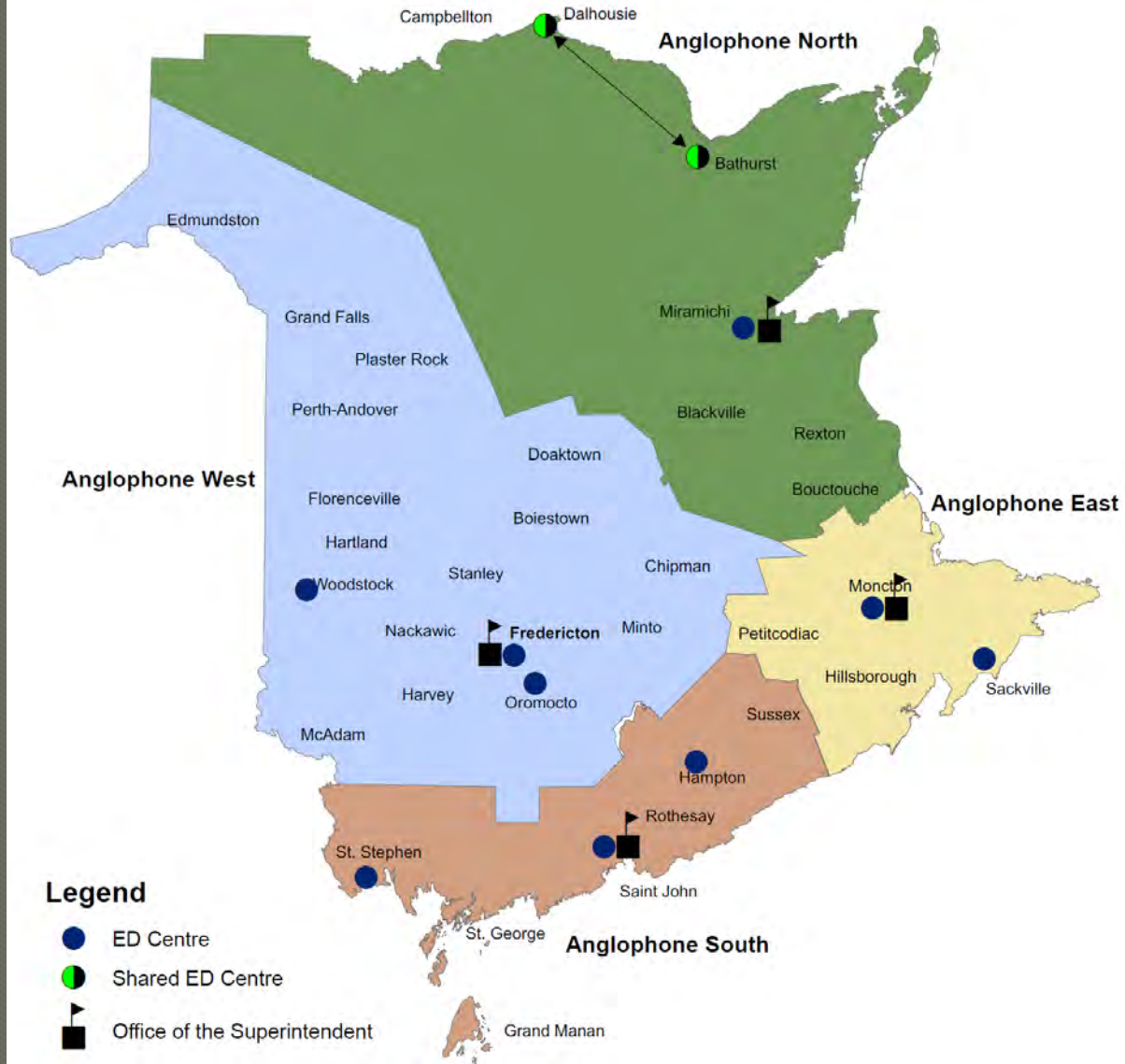
- On July 1, 2012, the present School District structure consisting of 9 Anglophone and 5 Francophone Districts became 4 Anglophone and 3 Francophone structures.

- Anglophone West School District (ASD-W) is the combination of School Districts 14, 17 and 18.

Location of Office of the Superintendent and Education Support Centres

School District	Location of the Office of the Superintendent	Education Support Centre
Anglophone South	Saint John	St. Stephen, Saint John, Hampton
Anglophone East	Moncton	Sackville, Riverview
Anglophone West	Fredericton	Woodstock, Fredericton, Oromocto
Anglophone North	Miramichi	Bathurst-Dalhousie, Miramichi

ED Centres and Offices of the Superintendents for Anglophone School Districts as of July 1st



West

Number of Schools	77
Number of Students	24,114
Number of Employees ⁽¹⁾	2,958.95
Number of Buses (excluding spares)	318
Office of the Superintendent	
Superintendent	1.00
Executive Assistant to Superintendent	1.00
Receptionist	1.00
Director, Curriculum and Instruction (formerly Director of Education)	1.00
Admin. Assistant, Director, Curriculum & Instruction	1.00
Director, Education Support Services NEW ⁽²⁾	1.00
Admin. Assistant, Director ESS NEW	1.00
Director of Finance & Administration (DFA)	1.00
Admin. Assistant, DFA	0.50
Director of Human Resources (DHR)	1.00
Admin. Assistant, DHR	0.50
Budget & Accounting Manager	1.00
Asst. Budget & Accounting Manager	1.00
Accounting Clerk	4.00
Payroll Supervisor	1.00
Payroll Clerk	5.00
Transportation Manager	1.00
Data & VersaTrans Clerk	1.00
Facilities Manager	1.00
Facilities Clerk	1.00
Community Engagement Coordinator (formerly District Community Schools Coordinator)	1.00
Supervisor - Data & Accountability NEW (formerly Learning Specialist)	1.00
Total Office of the Superintendent	28.00

West	
Number of Schools	77
Number of Students	24,114
Number of Employees ⁽¹⁾	2,958.95
Number of Buses (excluding spares)	318
Education Centres	
Senior Education Officer NEW ⁽²⁾	3.00
Admin. Assistant, Senior Education Officer	3.00
Asst. Facilities Manager	2.00
Asst. Transportation Manager	2.00
Human Resources Officer	3.00
Administrative Services Coordinator NEW ⁽²⁾	3.00
Administrative Services Clerk NEW ⁽²⁾	6.00
I.T. Technician - Level II	3.00
I.T. Technician - Level I	17.31
Community Schools Coordinator	7.00
Subject Area Coordinator (formerly Learning Specialist)	22.00
Total Education Centres	71.31
TOTAL FUNDED POSITIONS	99.31

Notes

⁽¹⁾ Staffing reported by Districts as of September 30, 2011. Includes positions funded externally.

⁽²⁾ Position classification to be determined.

Position	West
<u>Subject Area Coordinators</u>	
Literacy	4.00
Numeracy & Science	4.00
French Second Language	3.00
Fine Arts	1.00
Technology & Skilled Trades	1.00
Health & Physical Education	1.00
Enrichment	1.00
Education Support Services	3.00
Guidance / Positive Learning Environment	1.00
First Nations	3.00
Subtotal - Subject Area Coordinators	22.00
Supervisor - Data & Accountability	1.00
TOTAL	23.00

Schools in Anglophone West

○ K-12:	5 schools
○ K-8:	6 schools
○ K-5:	32 schools*
○ K-2:	4 schools*
○ 3-5:	3 schools*
○ 6-12:	6 schools
○ 6-8:	11 schools
○ 9-12:	8 schools
○ TOTAL:	75 schools*

ASD-W Literacy Data Trends 2007

< 50%
50.0% - 69.9%
70.0% - 100.0%

Grade 2 Literacy	Reading (07/08)	Reading (08/09)	Reading (09/10)	Reading (10/11)	Writing (07/08)	Writing (08/09)	Writing (09/10)	Writing (10/11)
District 14	73.6%	76.5%	72.5%	75.8%	58.2%	52.0%	60.2%	58.9%
District 17	82.7%	87.3%	87.4%	83.5%	66.7%	72.1%	75.4%	68.1%
District 18	76.0%	83.0%	87.0%	83.0%	58.0%	59.0%	75.4%	72.0%
Province	76.2%	82.3%	83.6%	80.3%	59.4%	59.5%	70.7%	68.6%
Grade 4 Literacy	Reading (07/08)	Reading (08/09)	Reading (09/10)	Reading (10/11)	Writing (07/08)	Writing (08/09)	Writing (09/10)	Writing (10/11)
District 14	71.9%	75.8%	78.4%	74.3%	44.3%	53.7%	54.5%	52.4%
District 17	83.3%	84.1%	89.0%	86.8%	65.4%	67.5%	66.0%	72.6%
District 18	77.0%	80.8%	84.0%	80.4%	57.0%	61.2%	67.0%	62.8%
Province	74.6%	79.1%	83.4%	80.5%	53.0%	56.5%	63.2%	59.4%
Grade 7 Literacy	Reading (07/08)	Reading (08/09)	Reading (09/10)	Reading (10/11)	Writing (07/08)	Writing (08/09)	Writing (09/10)	Writing (10/11)
District 14	55.0%	63.1%	61.7%	65.1%	40.8%	54.1%	50.6%	50.0%
District 17	65.8%	63.8%	63.0%	67.8%	49.1%	45.8%	46.3%	48.2%
District 18	67.0%	65.5%	65.1%	73.8%	48.0%	49.0%	49.9%	54.5%
Province	65.8%	67.4%	66.8%	69.8%	47.0%	51.9%	51.9%	53.1%
Grade 9 ELPA	Reading (07/08)	Reading (08/09)	Reading (09/10)	Reading (10/11)	Writing (07/08)	Writing (08/09)	Writing (09/10)	Writing (10/11)
District 14	56.4%	61.7%	59.0%	71.4%	66.7%	50.6%	78.2%	82.3%
District 17	56.4%	57.3%	64.8%	73.0%	63.0%	79.7%	75.4%	78.0%
District 18	61.0%	71.0%	67.1%	77.4%	70.0%	83.0%	82.3%	82.6%
Province	60.8%	56.5%	66.8%	65.3%	51.6%	67.1%	51.9%	77.9%

ASD-W French Immersion Literacy Data Table

2007-2011


< 50%
50.0% - 69.9%
70.0% - 100.0%

Grade 2FI Literacy	Reading (07/08)	Program Cancelled (08/09)			Writing (07/08)	Program Cancelled (08/09)		
	District 14	77.0%	77.0%			69.6%	58.0%	
District 17	84.0%	83.0%			92.0%	90.0%		
District 18	93.0%	96.0%			91.0%	84.0%		
Province	83.4%	85.0%			83.8%	76.0%		

Grade 4FI Literacy	Reading (07/08)	Reading (08/09)	Reading (09/10)	Reading (10/11)	Writing (07/08)	Writing (08/09)	Writing (09/10)	Writing (10/11)
	District 14	91.5%	68.2%	58.5%	41.0%	78.0%	66.0%	46.3%
District 17	90.6%	98.0%	92.2%	96.7%	84.4%	90.2%	92.2%	74.2%
District 18	80.0%	74.2%	76.1%	74.1%	72.0%	69.9%	69.5%	63.0%
Province	76.1%	71.2%	66.5%	64.0%	71.0%	57.7%	61.7%	56.9%

Grade 10FI Literacy	Reading (07/08)	Reading (08/09)	Reading (09/10)	Reading (10/11)	Writing (07/08)	Writing (08/09)	Writing (09/10)	Writing (10/11)
	District 14	68.0%	62.0%	81.2%	75.0%	41.0%	42.0%	44.3%
District 17	70.0%	77.2%	76.2%	76.0%	41.8%	49.1%	47.1%	34.7%
District 18	75.1%	76.8%	80.8%	84.8%	50.6%	46.8%	44.7%	50.2%
Province	69.0%	74.3%	80.3%	78.0%	45.8%	47.2%	40.6%	39.8%

ASD-W Numeracy Data Trends 2007-2011



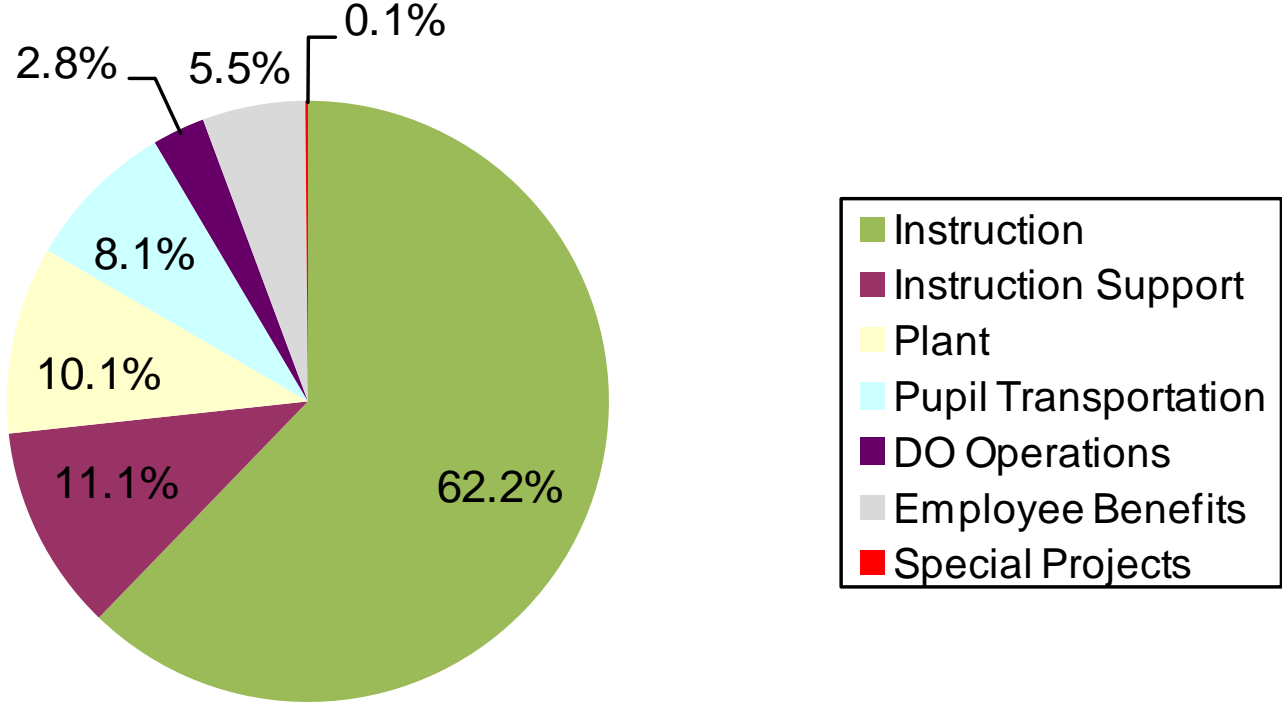
Grade 5 Math	Math (07/08)	Math (08/09)	Math (09/10)	Math (10/11)
District 14	61.5%	56.6%	54.3%	60.5%
District 17	70.9%	64.2%	65.5%	64.3%
District 18	68.0%	61.7%	59.3%	61.6%
Province	65.1%	59.4%	59.4%	60.8%
Grade 8 Math	Math (07/08)	Math (08/09)	Math (09/10)	Math (10/11)
District 14	48.8%	53.1%	59.7%	53.9%
District 17	55.1%	59.1%	53.6%	55.1%
District 18	55.0%	55.5%	53.1%	54.5%
Province	57.0%	58.6%	59.3%	57.6%

Anglophone West School District

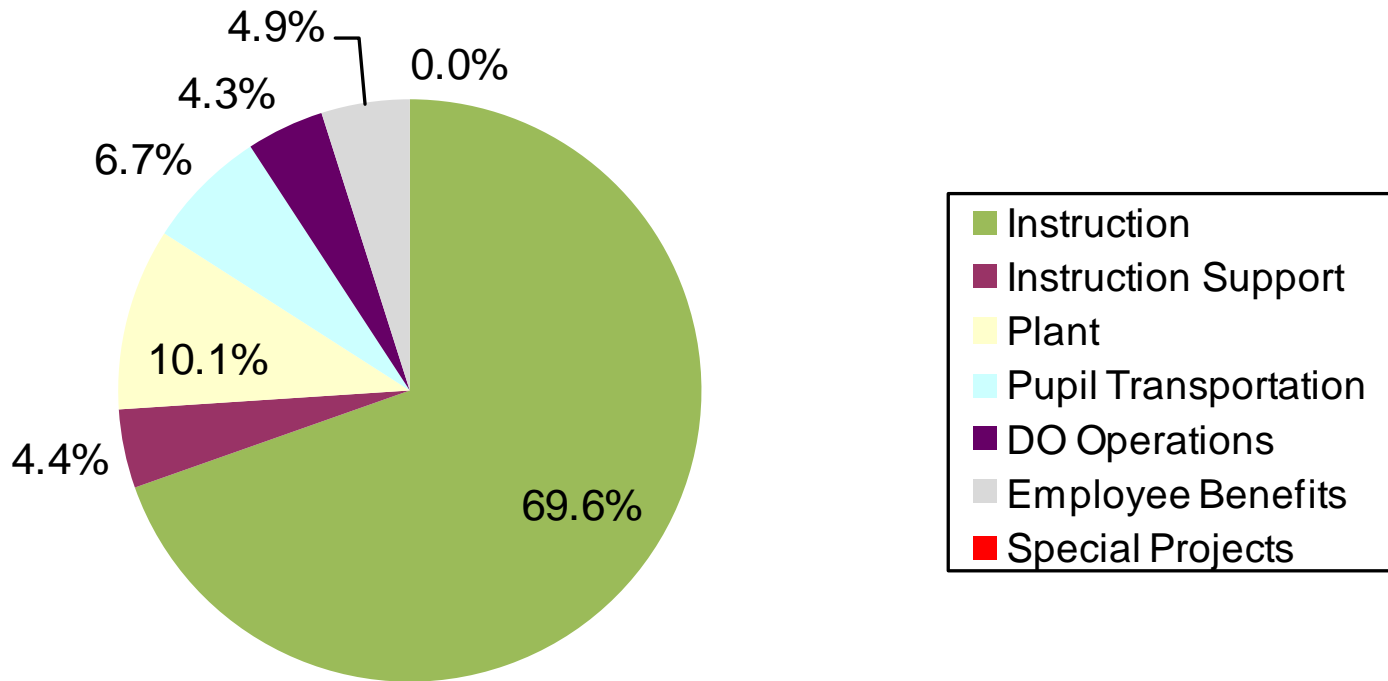
Budget results @ March 31, 2012

	SD14	SD17	SD18
Budget	\$ 68,261,794	\$43,831,653	\$95,768,853
<u>Expenditures</u>	<u>\$ 68,237,416</u>	<u>\$43,775,781</u>	<u>\$95,766,475</u>
Net Surplus	\$ 24,378	\$ 55,872	\$ 2,378


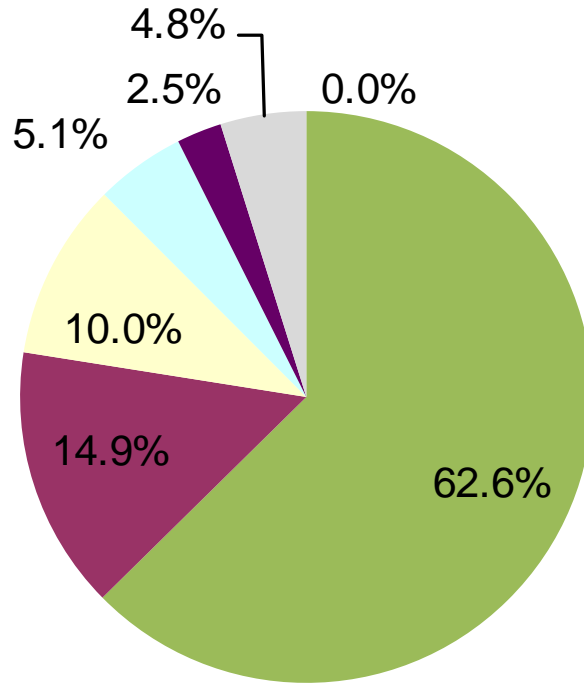
District 14 Final Expenditures



District 17 Final Expenditures



District 18 Final Expenditures



**Anglophone West School District
Special Purpose Funds @ March 31, 2012**

		SD 14 Deficit / (surplus) Mar 31/2012	SD 18 Deficit / (surplus) Mar 31/2012	SD 17 Deficit / (surplus) Mar 31/2012
Projects	Activity #			
Miscellaneous Special Projects	P32027/PR3227	(257,573.27)		
Donations	P32028/PR3228	(212,062.07)	27,737.72	6,631.36
Youth Internship Project	P32030/PR3230	(3,306.63)		
Drama	P32038/PR3238		(975.00)	(1,953.40)
Beijing Concord College	P32043/PR3243	(143,543.76)	(18,001.73)	(61,809.37)
Total Projects :		(616,485.73)	8,760.99	(57,131.41)
Self-Sustaining Funds	Activity #			
RENTAL FUND	P34001 / PR3401	(63,382.84)	(331,820.07)	(37,274.59)
EXTRA-CURRICULAR FUND	P34003 / PR3403		(1,632.23)	
CAFETERIA FUND	P34004 / PR3404	(242,928.66)	(91,770.76)	(245,297.78)
MUSIC FUND	P34005 / PR3405		(283.02)	
FOREIGN STUDENT TUITION	P34006 / PR3406	(86,641.30)	(964,579.48)	(30,536.80)
Total Self-Sustaining Funds :		(392,952.80)	(1,390,085.56)	(313,109.17)
First Nation Education Funds	Activity #			
FIRST NATION EDUCATION FUND	P39001 / PR3901	(875,912.48)	(1,295,458.77)	162.88
Total First Nation Education Fund :		(875,912.48)	(1,295,458.77)	162.88

Pupil Transportation Data

	Former D14	Former D17	Former D18
# Route Buses	117	54	105
Approx. # KM's/Day	14,000	9,600	12,800
Routes/Bus	2.1	3.6	3.9
Approx. # of students eligible for bussing	5357 of 6941 77%	4683 of 5489 85%	8489 of 11688 73%

Approximately 78% of eligible students ride the bus.

Facilities

76 Schools covering 381,204 square meters;
which is approximately 4.1 million square
feet or the size of 70 football fields
24095 Students (average decline 9.35%)
58 schools built prior to 1980
Over 600 Capital Improvement Projects
with an estimated budget of \$74 million
145.75 FTE District Custodians (63 Schools)
13 schools Contracted Cleaning Services
33 Maintenance Repair Personnel

Lincoln Elementary Community School

- ◉ Previous School was demolished Summer 2011
- ◉ New Construction on same site began May 2012
- ◉ The school will have 12 classrooms, library, cafeteria, gymnasium, music room, project work areas and break-out rooms between classrooms
- ◉ To open in September 2013

New Northside Elementary School

- ◉ South Devon and Alexander Gibson Memorial moving into the new school
- ◉ New School to open in January 2013
- ◉ The school has 25 classrooms, music room, performing arts, break-out rooms between adjacent classrooms, project work areas, First-Nations room, cafeteria, gymnasium and multi-purpose room.

Woodstock Area Schools

- September 2011, Minister of Education announced the capital for planning both new K-8 Schools in the Woodstock area. Schools identified as Southern Carleton Elementary School and Woodstock Centennial Elementary School.
-
- January 2012, Education Specifications were revised for the SCES K-8 project and committee met as a whole to review these changes and signed off happened in February 2012.
-
- February 9, 2012, the SCES K-8 Education Specifications were signed off by the SCES Education Specification Committee.
-
- February 23, 2012, the WCES K-8 Education Specifications were signed off by the WCES Education Specification Committee.
-
- February 28, 2012, the Education Specifications for both projects were submitted to the District Education Council for approval and it was granted. A letter has been submitted to the Minister of Education informing him of the DEC decision.