

Math at Home

Children develop positive feelings about math when they have fun math experiences at home with their family!



Things to Remember

1

- Exploring math should be fun!
- Allow your child to count, read numbers, explore shapes, create patterns, and measure at his/her own individual level.


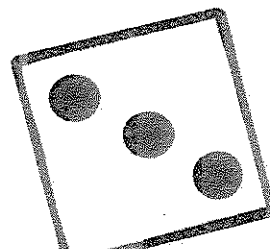
2

- Every child learns differently. That is what makes your child unique!

3



- Give hints, not answers.
- Celebrate and praise ALL math discoveries!

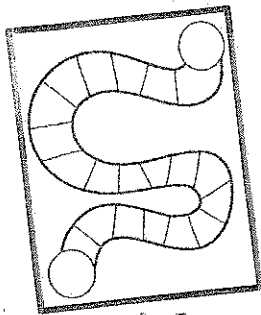
SHOW YOUR
CHILD HOW
YOU USE
MATH
EVERY DAY!



Fun Activities to Try

- ★ Count as you walk, jump, skip, march, or go up the stairs. Do one movement for each number.
- ★ Read counting books. Notice the number and count the objects as you read!
- ★ Make numbers and shapes with playdoh. First roll the playdoh into rolls (snakes). Use the rolls to form numbers and shapes.
- ★ Sort the laundry by color or clothing categories. Count the number of items in each pile. Which pile has the most/least?
- ★ Go on a shape hunt (inside or outside). Talk about the shapes. Feel and count the sides and/or corners.
- ★ Find markers that are the same size. Using markers, measure how many markers tall each person is in your family is by lining up the markers next to them.





Commercial Games That Incorporate Math

Candyland, Hi Ho Cherry-O, Trouble, Counting Cookies, Uno, Chutes and Ladders, Hungry Hungry Hippos, Cootie, The Sneaky Squirrel, The Ladybug Game, Barrel of Monkeys, Jenga, and puzzles

Using Hands on Materials at Home

Here is a list of math tools and items you may have at home that are great for exploring math! Be creative and have fun!

Just explore the materials or make up your own game!

EXPLORE COUNTING

- Coins, buttons, cotton balls
- Beans or uncooked pasta
- Small plastic animals
- Popsicle sticks
- Rocks or sea shells
- Cereal or small snacks
- Cupcake pans and egg cartons to count items in

EXPLORE SORTING

- Sort various items: coins, buttons, rocks, sea shells, seeds, blocks, lids, screws, nuts, bolts, cars, animals, blocks, and/or doll accessories
- Make collections of items to sort and treasure

EXPLORING PATTERNS

- Find patterns on clothing, wrapping paper, etc.
- Copy and/or make patterns using various items (buttons, lids, silverware)

EXPLORE MEASURING

- Measuring cups and/or spoons
- Various size bowls or containers
- Materials to measure and scoop such as water, sand, noodles, or cotton balls
- Measure by repeating an item such as blocks or cups
- Tape measures and rulers
- Scales
- Timers

EXPLORE SHAPES

- Build, create, and sort blocks and buttons

OTHER FUN MATH ITEMS

- Dice
- Cards
- Puzzles
- White board and markers
- Magnet numbers
- Chalk
- Maps

