

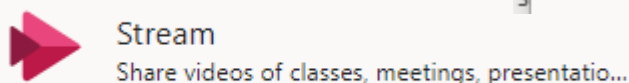
How to Submit a Video for the Virtual Christmas Assembly

Your submission must be filmed on with an iPhone or an iPad.

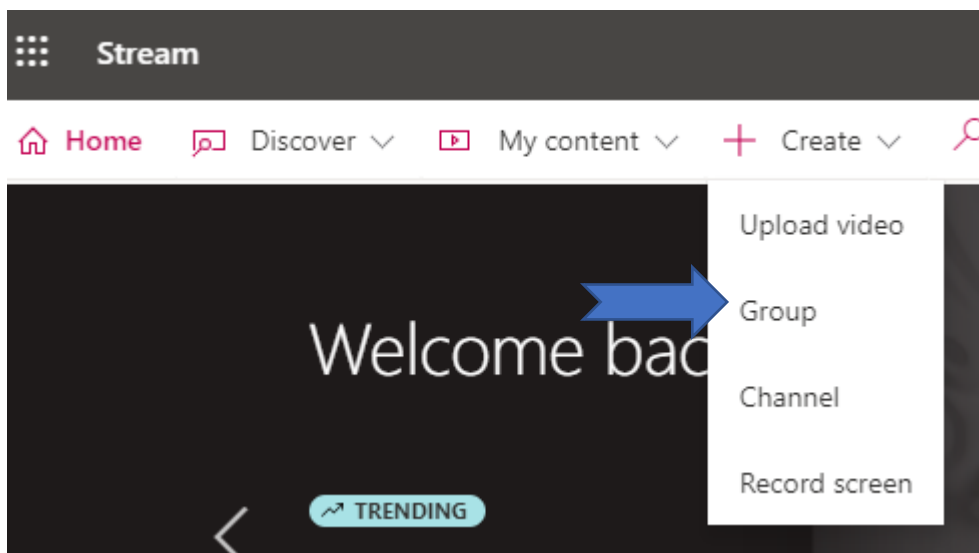
Once it is finished you go to office365.com. Click on the windows icon



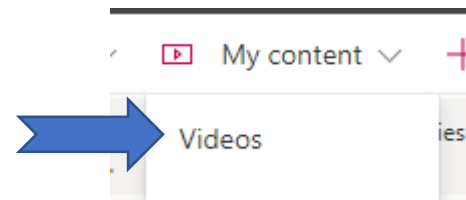
This will take you to all apps. Open Stream.



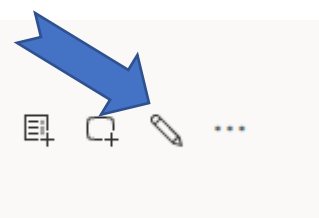
Once you open Stream, go to the toolbar and select create then upload video



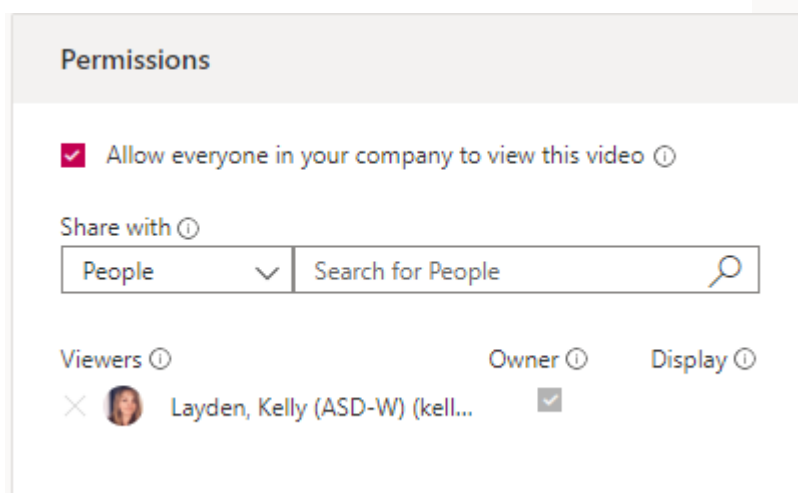
Once you have uploaded your video. Go to my content and choose videos



Once you have uploaded your video. Go to my content and choose videos
Finally, when you have uploaded your video click on the pencil icon.



Look for permissions



Then add Mme Layden and Mme Fraser's email.

Cindy.fraser@nbed.nb.ca

Kelly.layden@nbed.nb.ca

