


FAN-A-WAR

Get Ready: 1 Paper Plate (Piece of Cardboard or a School Folder) per Player, Center Line (2 Shoes or Cups will work) 1 Ping Pong Ball or a Balloon

Get Set: Create a center line on a table or the floor. Place the balloon or ball on the center line. Both players across from each other with the centerline in between them.

GO!

- This event is called Fan-a-War.
- The object of this game is to keep the ball on the opponent's side of the center line. You will have 1 minute.
- On the start signal, begin fanning the ball toward your opponent's side of the center line and away from your side.
- Continue for 1 minute. Score 5 points if the ball is on your opponent's side.
- Play and score 2 rounds and then write your score down on the official Field Day Score Card.



Excited. Involved. Prepared.

1-888-388-4455 / 1-506-453-5454
1135 Prospect Street, Fredericton, N.B. E3B 3B9
asdinfo@nbed.nb.ca



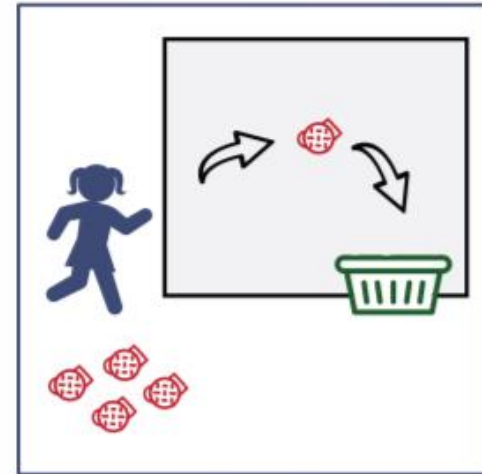
BACKBOARD BANK IT

Get Ready: 5 Large Sock Balls, Laundry Basket or Bucket, A Wall

Get Set: Roll up the socks to make sock-balls. Place the basket or bucket against the wall. Mark a distance 5' – 10' from the basket.

GO!

- This event is called Backboard Bank It.
- The object of this game is to score as many points as you can in 1 minute.
- Do that by tossing the sock balls off of the wall and into the basket. You **MUST** use the wall as your backboard and bank it into the basket.
- Score a point for every sock that is banked into the basket.
- Write your score down on the official Field Day Score Card.



Excited. Involved. Prepared.
1-888-388-4455 / 1-506-453-5454
1135 Prospect Street, Fredericton, N.B. E3B 3B9
asdwinfo@nbed.nb.ca

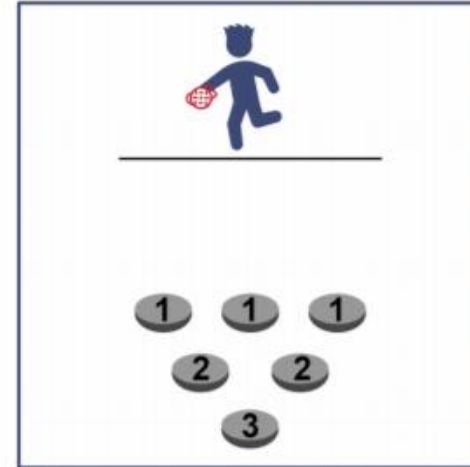


BOWL BALL

Get Ready: 6 Bowls, 1 Sock Ball, Paper & Pencil to Tally Score

Get Set: Set the bowls on the floor in a triangle pattern 3-4 inches apart. Put a piece of paper with the point total in the bottom of each bowl. Mark a throwing line 6-8 ft. away.

Hint: Big bowls are easier than small bowls!



GO!

- The object of the game is to see how many points you can score in 1-minute.
- You do this by tossing the sock ball into the bowls and scoring points based upon where they land.
- After each throw, retrieve the sock ball and hustle back and throw again.
- If the sock lands in a bowl, use the pencil and paper to tally the points for that bowl.
- After 1-minute, calculate your tally and write your total number of points on the official Field Day Score Card.



Excited. Involved. Prepared.


1-888-388-4455 / 1-506-453-5454
1135 Prospect Street, Fredericton, N.B. E3B 3B9
asdwinfo@nbed.nb.ca



CLIMB THE LADDER

Get Ready: 6' Ladder, 6-12 Sock Balls, Laundry Basket, Empty Water Bottle

Get Set: Set up the ladder. Place the water bottle on the floor under the first rung. Mark a throwing line 10-15 ft. away. Place the laundry basket on the throwing line. Put all the sock balls inside the basket.



GO!

- "Climb the ladder" using the fewest throws.
- Start with the bottle on the floor under the first rung.
- Throw sock balls at the bottle until you knock it over. Take your time, this is not a race.
- Move the bottle up one rung each time you knock it off the ladder.
- If you run out of sock balls, collect them and continue.
- Count all of your throws on every step of the ladder. How many throws does it take to knock the bottle off of the top rung of the ladder?
- Write the total throws on the official Field Day Score Card.



Excited. Involved. Prepared.

1-888-388-4455 / 1-506-453-5454
1135 Prospect Street, Fredericton, N.B. E3B 3B9
asdwinfo@nbed.nb.ca



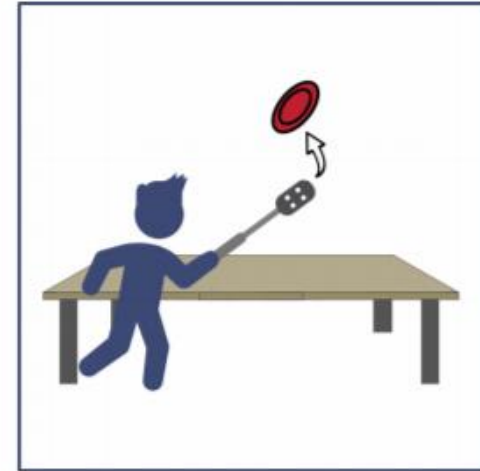
FLIP YOUR LID

Get Ready: Kitchen Spatula, 1 Tupperware/Plastic Lid

Get Set: Place the lid facing up on a table or floor.
Get your spatula ready for some lid flipping!

GO!

- This event is called Flip Your Lid.
- The object of this game is to flip your Tupperware lid upside down to earn points.
- Place the lid facing up on the table or floor, then slide the spatula under and flip the lid in the air. Let it land flat on the table or floor.
- Score a point for every lid that you flip upside down (0 points if it lands right-side up).
- Quickly reset the lid each time you flip it.
- You will have 1 minute to see how many times you can flip the lid upside down.
- Write your score down on the official Field Day Score Card.



Excited. Involved. Prepared.
1-888-388-4455 / 1-506-453-5454
1135 Prospect Street, Fredericton, N.B. E3B 3B9
asdwinfo@nbed.nb.ca



PAPER PLANE CORN HOLE

Get Ready: You'll need 3 paper sheets per player, a bucket or laundry basket.

Get Set: Create 3 paper airplanes using a design of your choice. Place your bucket 5-10 feet away from your throwing line.

GO!

- This event is called Paper Plane Corn Hole.
- The object of the game is to score points by throwing your paper airplane into your bucket. You have 1 minute to score as many as possible.
- Design and create 3 paper airplanes.
- On the start signal, fly your airplanes as many times as you can toward your bucket.
- Score 1 point for every plane that hits the outside of the bucket and 2 points for every plane that lands in the bucket.
- Write your score down on the official Field Day Score Card.



Excited. Involved. Prepared.

1-888-388-4455 / 1-506-453-5454
1135 Prospect Street, Fredericton, N.B. E3B 3B9
asdwnfo@nbed.nb.ca



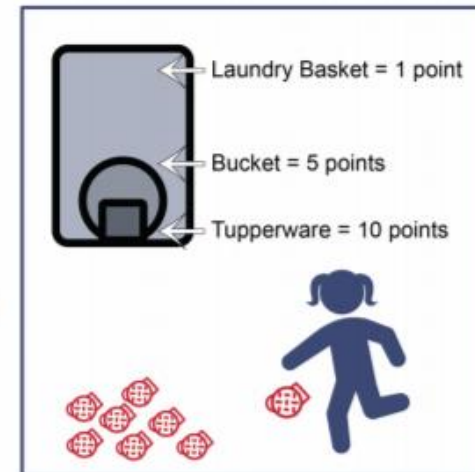
SOCK-ER SKEE-BALL

Get Ready: 10 sock balls, 1 Laundry Basket, 1 Bucket, 1 Tupperware container

Get Set: Roll up the socks to make sock-balls. Stack the targets into skee-ball formation with the Tupperware inside the bucket and the bucket inside the laundry basket.

GO!

- This event is called Sock-er Skee-ball. The object of this game is to score points by kicking the sock ball into the skee-ball targets.
- You'll do that by using your feet to kick the sock ball into the target.
- Score 1 point for every sock ball that lands in the laundry basket.
- Score 5 points for sock balls in the bucket.
- Score 10 points for sock balls in the Tupperware container.
- You get 10 chances to score as many points as you can.
- Write your score down on the official Field Day Score Card.



Excited. Involved. Prepared.

1-888-388-4455 / 1-506-453-5454
1135 Prospect Street, Fredericton, N.B. E3B 3B9
asdwnfo@nbed.nb.ca



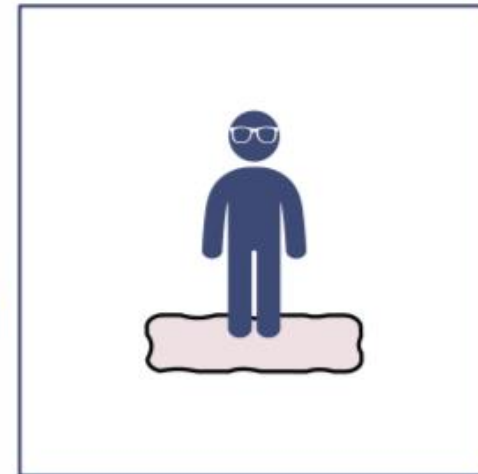
TOWEL FLIP CHALLENGE

Get Ready: 1 large beach or bath towel

Get Set: Lay your towel out flat on your floor and stand on it.

GO!

- This event is the Towel Flip Challenge. The object of this game is to flip the towel as fast as you can without stepping off of it.
- You can take small steps from one part of the towel to another. However, you can only move it when you have both feet firmly in place on top of the towel.
- The towel must be flat at the start and flat at the finish.
- You have 1 minute to complete the challenge.



Excited. Involved. Prepared.
1-888-388-4455 / 1-506-453-5454
1135 Prospect Street, Fredericton, N.B. E3B 3B9
asdwinfo@nbed.nb.ca




Water Bottle Trap

Get Ready: 1 Empty Water Bottle, 1 Laundry Basket, 1 Sock/Tennis Ball

Get Set: Lean the edge of the laundry basket on top of the empty water bottle. Designate a rolling line 8-10 ft. away (the open side of the laundry basket should be facing you).

GO!

- The objective is to see how many points you can score in 1-minute.
- Do this by rolling the sock/tennis ball at the water bottle.
- To score the ball must hit the water bottle first (the roll does not count if it misses the bottle and knocks over the basket – sorry!).
- Rolls that hit the water bottle first score as follows:
 - 1 point = basket falls and traps ball only
 - 2 points = basket falls and traps water bottle only
 - 3 points = basket falls and traps both ball and water bottle
- Write your total number of points on the official Field Day Score Card.



Excited. Involved. Prepared.
1-888-388-4455 / 1-506-453-5454
1135 Prospect Street, Fredericton, N.B. E3B 3B9
asdwnfo@nbed.nb.ca



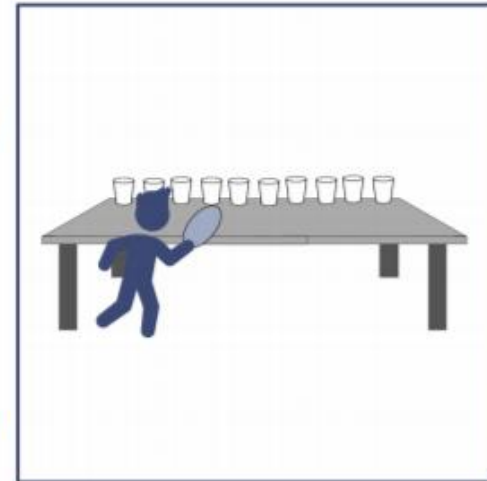
WIND BOWLING

Get Ready: 1 Balloon (or Paper Plate), 10 Plastic Cups

Get Set: Set 10 empty plastic cups at the edge of a table in single file along the edge.

GO!

- This event is called Wind Bowling. The object of the game is to knock all the cups off a table edge using only the air from the balloon or paper-plate fan.
- You'll do that by blowing the balloon up and aiming the escaping air towards the empty plastic cups. If you don't have a balloon you can wave the paper plate like a fan with the fan's air hitting the cups.
- Score a point for every cup that gets knocked off the table.
- You have 1 minute to knock down as many cups as you can
- Write your score down on the official Field Day Score Card.



Excited. Involved. Prepared.

1-888-388-4455 / 1-506-453-5454
1135 Prospect Street, Fredericton, N.B. E3B 3B9
asdwinfo@nbed.nb.ca

