

K-2

IT'S EARTH DAY!

This week we are celebrating Earth Day, which is Wednesday, April 22, 2020!


LITERACY

Review and practice the alphabet and the letter sounds while moving, grooving, and singing along with Jack Hartman! Click

Writing Ideas:



- I can care for the earth by...
- We are lucky the Earth provides us with...
- What is the best way to help the environment?
- Reduce, Reuse, Recycle...In your journal list
 - 3 items you can recycle
 - 2 items you can reuse
 - 1 way you can reduce.



Literacy Read Aloud

Mrs. Fox's Class Goes Green
by Eileen Spinelli

<https://www.youtube.com/watch?v=R-UNKPdwpTg>

"It is a happy talent to know how to play."

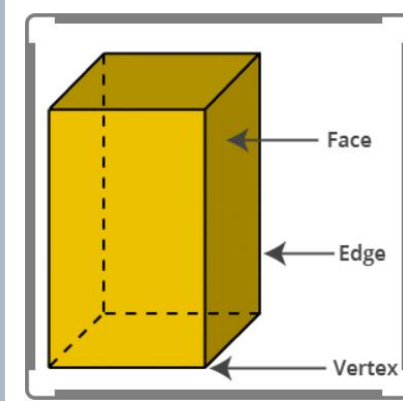
-Ralph Waldo Emerson

NUMERACY



- Shape Hunt
 - * The Earth is like the shape of a sphere - How many sphere shapes can you find around your house or your yard?
 - * How many rectangular prisms can you find around the house?

- * How many faces does your object have? Edges? Vertices (points)?



RIDDLES

Draw a picture of what you think the answer could be. Write a few sentences explaining why you think that!

(I think it is _____ because _____)

I have no eyes, no legs or ears and I help move the Earth.
What am I?

Week 3

April 20-24

- ✓ Try to **read** with a family member for at least **30 minutes each day!**
- ✓ Spend **30 minutes** of your day being **physically active!**

- Representing Numbers
 - * Watch the following video - Jack Hartmann - [Ways to Show Numbers video](#)
 - * Now choose a number and show your parents different ways that you could represent that number!

- K (1-10)
- 1 (10 - 20)
- 2 (30 - 50)




ART

Create your own masterpiece using recyclable materials that you find around your house. For example: cardboard, plastic bottles, covers, empty containers and so on.




Ask an adult to post a picture of your creation on the BCS Facebook or Twitter page if you want! We'd love to see it!

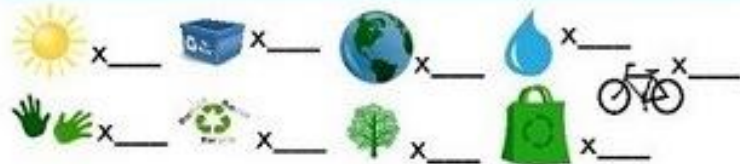


I SPY!

Count the different objects that you see.



Earth Day I Spy



www.preschoolcrafts.us

3 to 3

Click on the link for your grade to listen to an oral story, rhyme and/or Read Aloud with Mrs. Little or Mrs. Raymer! Encourage your child to share other rhymes or oral stories that they are familiar with!

Kindergarten - [Kindergarten Week 1](#)

Grade 1/2 - [Grade 1 Week 1](#)

Grade 2/3 - [Grade 2 Week 1](#)

OUTDOOR CHALLENGE!

- Create your own obstacle course: Use materials in your yard or outdoor space to create an obstacle course. For example, climb under a lawn chair, jump over a rock, run around a tree etc... Have a family challenge to see who can complete the obstacle course the fastest!
- Extension: Have your child draw and label their obstacle course on paper, on a piece of cardboard, or something else they might find to use around the house.

