

6-8

# IT'S EARTH DAY!

This week we are celebrating Earth Day, which is Wednesday, April 22, 2020.

- ✓ Try to **read** with a family member or on your own, for at least **30 minutes each day!**
- ✓ Spend **30 minutes** of your day being **physically active!**

## LITERACY

This scavenger hunt is a research project and will require you to access several websites. Email your answers to your teacher, or check the school website next week for an answer key. Read carefully!



“Unless someone like you cares a whole awful lot, nothing is going to get better. It’s not.” - Dr. Seuss (The Lorax)



Check out this reading of [The Lorax](#) by Dr. Seuss or watch the movie if you have it!

“It is a happy talent to know how to play.”  
-Ralph Waldo Emerson

## NUMERACY

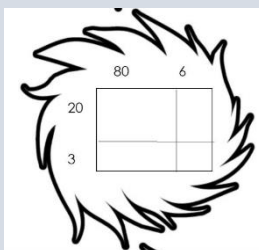
### Earth Day Survey

Interview friends and family using these questions and create a graph to express your results. Use the graph of your choice. (bar graph, line graph, pie chart, etc.) Remember to clearly label your graph.

\*\*You do not have to display all 18 pieces of data in your graph. The questions will hopefully allow you to have great discussions with the people you are interviewing. Have Fun!

### The Lorax Truffula Tree Multiplication

Click the picture to try more!



Week 3  
April 20-24

Do you...	Yes	No	Some-times	I would like to
Recycle at home?				
Recycle at school/work?				
Reuse items?				
Reduce consumption?				
Litter?				
Pick up litter?				
Plant trees?				
Plant a garden?				
Have house plants?				
Have solar panels?				
Use wind power?				
Have a hybrid or energy efficient vehicle?				
Do you walk or use a bicycle when you can?				
Do you use reusable bags when possible?				
Do you shop locally when possible?				
Talk to your friends and family about the environment?				
Read about the environment?				
Read about endangered animals?				
	Total ____	Total ____	Total ____	Total ____








Trivia answers: 1. Polar bears 2. 50%

# SCIENCE

Earth Day is April 22! This is the day we remind students about the importance of recycling in order to save the planet for future generations! Knowing your plastics can come in handy!

Which Plastic is Which?

You know those recycling codes on the bottom of your plastic containers? They tell you what type of plastic they are. Here's a quick explanation of the typical plastics used in consumer products these days:

Plastic Recycling Symbol	Plastic Name	Where to Find This Plastic in Your Home	This Plastic is Valued For
 PETE	Polyethylene Terephthalate	water and soda bottles	clarity strength impermeability to gas and moisture
 HDPE	High Density Polyethylene	milk jugs, grocery bags and toiletry bottles	stiffness strength resistance to moisture permeability to gas
 V	Polyvinyl Chloride	water pipes, blister packaging for non-food items	strength ease of blending with other materials versatility
 LDPE	Low-density Polyethylene	food bags, squeezable bottles, cling films, disposable cups	flexibility ease of processing ease of sealing barrier to moisture
 PP	Polypropylene	microwaveable containers, yogurt cups, disposable plates / cups	strength resistance to heat, chemicals, oils and moisture
 PS	Polystyrene	disposable plates, cups, cutlery, containers and packing peanuts	clarity versatility molding ease
 OTHER	Other (often Polycarbonate or ABS)	beverage bottles, CD's, lenses for glasses, riot shields	properties dependent upon the mixture of polymers may contain BPA

www.leftbraincraftbrain.com

To Do:

1. See if you can find one of each type of plastic in your home!
2. Create a Compare/Contrast chart where you chart the similarities and differences between the different types. For instance, describe their appearance, strength, durability, their purpose/use
3. Design an experiment where you test the different strength and durability capabilities for each type (or even just several different types). For instance, how many books can I stack on top of a pop bottle before it gets crushed; how many can I stack on top of a coffee container or a piece of Tupperware before it gets crushed, etc. Or, how long will hot water stay hot in a number 1 versus a number 3, etc. Remember to state your hypothesis (what you think will happen), as well as your results (what happened!)

Check these links for samples:

<https://www.edrawsoft.com/compare-contrast-graphic-organizer.html>

<https://www.verywellmind.com/what-is-a-hypothesis-2795239>



"The Earth is what we all have in common"  
-Wendell Berry

## TRIVIA

1. The melting of the Greenland ice sheet poses an immediate threat to the survival of what animal?
2. How much of our air pollution comes from motor vehicles, like cars and trucks?  
a) 20%    b) 30%    c) 80%    d) 50%



## ART IN A BOX

Find any empty box you can and go outside. Collect items from outside (without disturbing anything too much) that you can place in/attach to/prop against your box to create your artwork. Consider size, shape, texture and color when collecting and arranging your materials. Create something funny and silly, or something beautiful. It's entirely up to you! Share pictures of your artwork with your teacher, or on the school Facebook or Twitter pages.

Adapted from Play Learning Life