


K-2 Fairy Tales!

Q. How did Jack know how many beans his cow was worth?

Jack and the Beanstalk


Read Aloud →



- Design a parachute (or some other way to get down other than climbing) for Jack to escape the giant.
-  Click on the picture to take you to a Pinterest site for more ideas! ←
- Using materials around your house, create your own giant beanstalk. How many _____'s high is your beanstalk? What is taller than your beanstalk in your house? (Find and list 3 things) What is shorter? (Find and list 3 things) What is about the same as your beanstalk? (Find and list 3 items)
- Plant your own bean seeds and grow your own magic beanstalk.
- Create your own GIANT foot! Using the foot, measure/compare different objects around your house and outside. Find objects that are longer or shorter than your giant foot. Recreate this chart and fill in what you found out!

Goldilocks and the Three Bears

Read Aloud →



- Choose a couple of containers. Which holds more, which holds less? How many cups of water do you think will fit in the small container? Make an estimate, then see how close you are! Ask an adult first ☺
- Pretend that you are Goldilocks and you have to write a note or a card for the Bear family, apologizing for ruining furniture and eating their food...
...and going into their home when no one was home!
- Make new furniture for baby bear or design new furniture for Goldilocks.

HELP MAKE A NEW BED FOR GOLDILOCKS
ASK-IMAGINE-PLAN-CREATE-IMPROVE



Name _____

Measuring up to the **GIANT**.

Use the Giant's Foot to measure objects around the room. Find objects that are longer or shorter than the Giant's Foot. Record your information on the chart below.

Longer	Shorter

Read by Teacher Group, Faves by 18 Falls
CrazyCreativeCafe.blogspot.com

Week 8

May 25-29

- ✓ Try to read with a family member for at least **30 minutes each day!**
- ✓ Spend **30 minutes** of your day being **physically active!**




The Three Little Pigs

Read aloud



- Build a house for the 3 little pigs that you think the wolf won't be able to blow down! Use materials that you find outside or around your house. Once your house is built, use a blow dryer to test it to see if it stays standing or not. The blow dryer is the wolf!



- Draw and write about how you built your house and what happened when "the wolf" tried to blow it down.
- Compare and contrast the 2 different versions of the story. What is the same? What is different?

A. He used a COWculator!



Three Billy Goats Gruff


- Read Aloud



- Design and build another way for the goats to get across the river since the bridge is completely closed off and guarded by the troll! (Something that will fly, float, bounce etc...). Draw and write about what you built!
- Write a note trying to persuade the troll to become friends with the goats and share the bridge.

Extension Activities

- Use triangles, circles, squares and rectangles to create your own fairy tale castle. Then count and record your shapes. Complete the following sentence about your castle: "To make my fairy tale castle I used _____ circles, _____ squares, _____ rectangles, and _____ triangles. Don't just stop at a castle! You could create any home from any fairy tale of your choice!





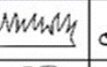






Word Work – "R-Blends"

Copy the chart with the 3 blends (gr, tr, br) and either draw or write the word from the pictures provided below.





Create your own Roll A 'R-Blend' game board with words of your choice or copy the words from this game board! Have fun!

Name: _____
Cut out the picture cards and sort by beginning blend (gr-, tr-, br-)

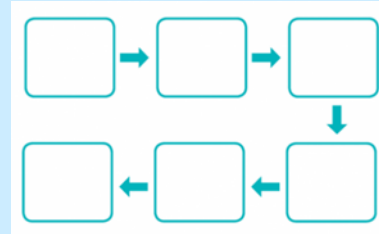

gr-	tr-	br-
		
		
		

Name: _____

ROLL A "R-BLEND"

CR Color it GREEN 	DR Color it BLUE 	FR Color it PINK 	BR Color it ORANGE 
brush	frog	crab	drum
crack	bride	brick	crust
dress	free	drink	front
fruit	cross	break	drove
brain	bread	frost	fresh
craft	drip	crow	drill

- Create a map of the kingdom! Using a fairy tale of your choice, create a map to show how you think the kingdom or setting of the fairy tale would look like.



- Choose a fairy tale and create a story map. Next, create puppets to go along with your story (you can use popsicle sticks or paper bags). Now, with the help of your story map, retell the story to a family member with the help of your puppets!

