

K-2 Weather, Insects and Bugs!

LITERACY

Writing Prompts

- What is your favourite type of weather? Do you like it sunny? Rainy? Snow? Explain what you like about that weather. Draw a picture of the things you like to do in that weather.
- What “bugs” you - Write about something that annoys you!
- Create your own bug! Draw what you think the bug should look like, then write a descriptive piece. Is your bug long and skinny or short and fat? What colours does it have? Does it fly? Be creative!
- You could also use this page to do a report on bugs that can be found around your yard!
- Compare and write about how bees and butterflies are the same and how they are different.
- Write or represent a familiar 3 to 3 Rhyme



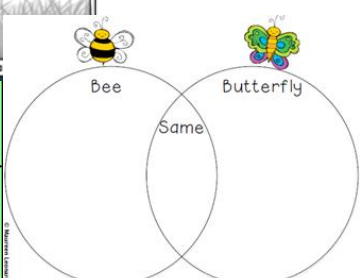
About this bug...

Bug: _____

This bug eats: _____

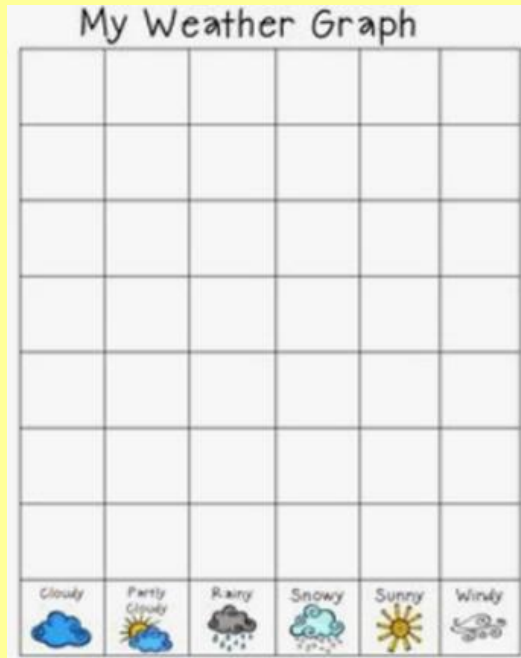
This bug lives: _____

Facts about this bug: _____



NUMERACY

- Using the calendar that you have been filling in for the Month of May, use tally marks to record the different weather that you recorded. Grade 2/3 - Take the tallies and create a graph to show how many of each type of weather we had.



Word Work

Click on the image to get more instructions on this fun word work activity!

t	g	o	p
w	i	f	h
a	s	e	y
l	e	u	m

Week 9

June 1 - 5

- ✓ Try to read with a family member for at least 30 minutes each day!
- ✓ Spend 30 minutes of your day being physically active!

- Which weather happened the most? The least?

- Click this Choice Board for the full page version! 😊



Fewer / More
Using a deck of cards, remove the face cards. Keep aces as it equals 1. Place 10 cards face down in a pile to draw from. The remaining cards are scattered face up. Turn over a card from the draw pile and find a partner card that is 3 fewer. Continue until draw pile is finished. Next game: determine the partner of card that is 2 more than draw card.

Sorting Shoes
Find different shoes in your house and gather them in one spot. Count the shoes. Can you sort them using different attributes? (laces/no laces, size, colour, etc.) Can you make a pattern with the shoes?



Fast Facts
Use a deck of cards with face cards removed. Deal out half the cards to each player with the cards facing down in a pile. Both players take the card on the top of their pile and lay it face up in the middle. The first player to call out the sum of the two cards wins both cards. If it is a draw the cards are left on the table. Turn 2 more cards over and whoever player who picks up all the cards in the middle. The winner is the player with the most cards once all the cards have been used.



Shape Monsters
Use a variety of 2D shapes to make, draw, or paint a 2D shape monster. When your monster is finished, count how many of each 2D shape you used.

Number Talk
How do you see this image?

Explain other ways you can see it.

Making Words

Use the letters in the grid below to see how many words you can make. The letters boxes do not have to be touching to make the word. Use your sight word list to get you started. Once you have made as many words as you can find, you can use the points chart below to find your score. *Try using magnetic letters, letter tiles, or printing letters on paper to create your words if this helps.


n War

with the face of a card and place 1 player turns abstracts to the player with no that round, your turn turns over. Count and the winner is the cards at the




Make a number book.
Each page can feature a different number and draw pictures or show different math expressions to represent the number.

Literacy Read Aloud!



After watching this book, go for your own "Summer Walk" and try to find the insects in the book. Or create your own book based on the insects that you saw!

Click on the book to learn all about the different kinds of weather! Can you create your own weather page with different facts?



3 to 3

Kindergarten [Rhymes and Oral Stories](#)
 Grade 1 [The House that Jack Built](#), [The Old Lady Who Swallowed a Fly](#)
[Rhymes, Poems and Oral Stories](#)
 Grade 2 [Rhymes, Riddles and Oral Stories](#)
 Read Aloud: [King of the Birds](#)

CHALLENGE!

- Be a scientist and perform your own experiment to see how a rain cloud is formed! It is an easy experiment with things that you can find around your house. Click on the picture below to take you to the website!



Art

- Create your own butterflies! Click on the picture to get the directions 😊
- Using different materials around the house or outside, create your own insects or bugs!



BACK YARD SCAVENGER HUNT

- | | | |
|-----------------------------------|-------------------------------------|--|
| <input type="checkbox"/> ant | <input type="checkbox"/> brown leaf | <input type="checkbox"/> butterfly |
| <input type="checkbox"/> clover | <input type="checkbox"/> cloud | <input type="checkbox"/> purple flower |
| <input type="checkbox"/> pinecone | <input type="checkbox"/> ladybug | <input type="checkbox"/> bird |
| <input type="checkbox"/> grass | <input type="checkbox"/> green leaf | <input type="checkbox"/> yellow flower |
| <input type="checkbox"/> feather | <input type="checkbox"/> rock | <input type="checkbox"/> sticks |

Outdoor Fun!

- Go on a scavenger hunt in your own back yard!
- How many items can you find?