



Centreville Community School



Follow us on Twitter at @CentrevilleSch for additional activities.


School Website <http://web1.nbed.nb.ca/sites/ASD-W/ccs/Pages/default.aspx>

Grade 2 HOME LEARNING PLAN May 25-29

Grade:	Grade 2
TEACHER	Email/contact Angela.Graham-Debertin@nbed.nb.ca Twitter : @mrsdebertin
Chris Sparrow	Principal : Christopher.Sparrow@nbed.nb.ca
Kori Springer	Resource: Kori.Springer@nbed.nb.ca
David Mahar	Guidance: David.Mahar@nbed.nb.ca
School	CentrevilleCommunity@nbed.nb.ca

Families encouraged to:

- Support their children to complete the options below for an average of one hour per day.
- Read aloud with their children daily; and
- consider daily physical activity and free play as an important part of their child's mental health and skill development.

Subjects	Description of Learning Activities
	<p>Friday, June 12 will be the last day of school for students for this school year. Academic work and Home Learning Plans will be completed by then. More information on report cards will follow as we receive the information.</p> <p>Keep sending in your pictures or videos of your wellness activities. You may enter each day until the draw for the bike.</p>
<p>Maker Project</p>  <p>Fiddlehead Habitat in my Woods</p>	<p><u>Maker - Play based project for week</u></p> <p><u>Let's Get Outside and Explore!</u></p> <p>Nature and Fiddleheads Video – Steffi and I Explore https://www.youtube.com/watch?v=NyF3YZcxbDE</p>



Fiddleheads




Picking fiddlehead



Too large - ostrich fern

- Grab your sketchbook, sketch what you see, look for plants and animals in nature, create art in nature, or follow whatever your interests are.
- Maybe you want to research something that you find or the names of the flowers that I found (see pics below). Do you see these flowers too?
- Create some fiddlehead art (see ideas below in Art section).
- Send me a pic of what you find or your projects if you like.

Literacy



Reading

Read for daily 15 minutes. Read to self or read to someone or listen to reading. Mix it up. All is reading. Remember to check out some of the online reading suggestions in the parent letter if you have access to internet.

Books connected to Nature Theme this week:

Swirl by Swirl : Spirals in Nature By Joyce Sidman

<https://www.youtube.com/watch?v=xwkUvtxobU>

Fiddlehead Facts

<https://kids.kiddle.co/Fiddleheads>

From 3 to 3 (if you feel like some 3 to 3 ideas)


- Say some rhymes, stories and riddles.
- Think about the riddle. Explain your thinking. Ask a family member.

A new video with Mrs. Raymer is below

<https://drive.google.com/file/d/19-zH2qbDt-TiEZ5Aw9Xk8r3tpm0z8C1M/view>

The From 3 to 3 Read Aloud this week is **The Donkey and the Rock.**

https://drive.google.com/file/d/1RjOD_kHm1hiS3dNYy9HkKvoBhR8eddPS/view



Riddle #6

We are a pair,
We can dart here and there,
Though we always stay in one place.
We can smile or shed tears,
Show our pleasure or our fears,
And you'll find us on everyone's face.

I think it is _____ because...

Writing

Nature Theme

Write about what you see outside.


Make time to write every day.

Spend time writing. Free choice! Letters, stories, a journal about home learning, From 3 to 3 rhyme or story, science, how to book, comic, any idea. 😊



Quick Write Prompt

Look at the picture below. What do you notice? Write about it.




Word Work

Practice your No Excuse Words using objects that you find in nature. Connect rocks, sticks, leaves, whatever you find to make your letters. 😊



Numeracy



Math Read Aloud

Growing Patterns: Fibonacci Numbers in Nature by Sarah C. Campbell

<https://www.youtube.com/watch?v=-U04nVTV9Kg>

<https://www.youtube.com/watch?v=NdYQ0EmvFug> (Full read aloud)

Get Epic book “Numbers in Nature”

<https://www.getepic.com/app/read/62165>



Numbers in Nature

Look for numbers and pattern in nature. What numbers do you see?

Patterns in Nature

There are many patterns to be found in nature. These patterns are not random but are a result of how things grow and are organized. As you explore the nature around you, see which of these patterns can you find:



STARS



COILS / HELIX



SPHERES



BRANCHING / FRACTALS



EQUIANGULAR SPIRALS



CRACKING



ARCHIMEDES SPIRALS

Were you able to find examples of each of these patterns? Great observations! Keep exploring and you may discover some others!

CREATED BY MONIQUE MARTELLE - HANKE 2013





These are some flowers in nature that I found patterns and numbers. Look for your own. 😊 Discuss and explain your numbers and patterns to the adults with you.



Practice on your IXL site

Games

Continue to play games that you enjoy with your family.

<p>Physical Activity</p>	<p>Be active. Remember to send a pic or video of you participating in at least 30 minutes of wellness so your name can be entered in the draw for the bike.</p>
<p>Other areas of interest/learning experiences</p>	<p>Art</p> <p>Fiddleheads are an important part of First Nations art. Look at the pattern of the coils. Try to create some fiddlehead inspired art. Some ideas:</p> <ul style="list-style-type: none"> • Sketch and use pencil crayons • Try watercolors • Make a sculpture with pipe cleaners or clay • Create a fiddlehead out of recyclable materials • First Nations artists often use symmetry or mirroring in their artwork. If there is a fiddlehead on the left side, there would be one flipped on the right. Give it a try if you like. <div style="display: flex; justify-content: space-around; align-items: center;">   </div> <div style="display: flex; justify-content: space-around; align-items: center; margin-top: 20px;">   </div> <p>Hope you have fun learning this week. Remember to have fun and enjoy your family and get exercise. Miss you! Mrs. D</p>