



# Centreville Community School



Follow us on Twitter at @CentrevilleSch for additional activities.

## Grade 7 HOME LEARNING PLAN - June 1<sup>st</sup> to 5<sup>th</sup>

<b>Grade:</b>	7
<b>TEACHERS</b>	Grant Robinson, Iris Hitchcock, Kim Foster, Angela Taylor and Melissa Richardson
<b>Chris Sparrow</b>	Principal : <a href="mailto:Christopher.Sparrow@nbed.nb.ca">Christopher.Sparrow@nbed.nb.ca</a>
<b>Kori Springer</b>	Resource: <a href="mailto:Kori.Springer@nbed.nb.ca">Kori.Springer@nbed.nb.ca</a>
<b>David Mahar</b>	Guidance: <a href="mailto:David.Mahar@nbed.nb.ca">David.Mahar@nbed.nb.ca</a>
<b>School</b>	<a href="mailto:CentrevilleCommunity@nbed.nb.ca">CentrevilleCommunity@nbed.nb.ca</a>

In accordance with the communication sent from our Minister of Education, Dominic Carty, on April 2, 2020 Home learning opportunities to support literacy, numeracy, science and social studies outcomes will be made available online weekly by Middle School Teachers.

Families are encouraged to:

- Support their children to complete the options below for an average of **two hour per day**.
- Read aloud with their children daily; and
- Consider daily physical activity and free play as an important part of their child's mental health and skill development.

<b>Subjects</b>	<b>Description of Learning Activities</b>
<p><b>Literacy</b></p> <p>If you want to "pass in" your weekly writing piece to the group "English Language Arts 7-7H" in Microsoft Groups, under assignments, there are the weekly descriptions. I will provide feedback of what you're doing well and what you need to keep working on.</p>	<p><b>WRITING</b> - Keeping a daily journal is a great way to get your thoughts down on paper about what you've been doing during the day, you can make up a story about whatever you want to write about or do an informational report about something you're interested in. It can be on paper or on the computer. Middle School students should be able to write at least <math>\frac{3}{4}</math> to 1 page for each journal entry.</p> <p>For this week's special Writing piece, choose one of the following and write at least a page, with lots of details, description and million-dollar words. Do your very best work!!!</p> <ol style="list-style-type: none"> <li>1. How do you think people coped with the heat <b>before air conditioning</b> and electric fans were invented?</li> <li>2. Next year you'll be in a different class with a new teacher. <b>Write a letter to your next year's teacher</b>, telling him or her the most important things that you learned this year.</li> </ol> <p><b><u>For everything you write:</u></b> please remember to use periods/punctuation, capital letters where they are needed and check your spelling of words you're supposed to know. I put a picture of the Writing Traits that are up on my bulletin board for Grades 6 and 7. Grade 8's can use the Grade 7 ones. They're pretty much the same for all Middle School students. <b><u>Please make sure you are using the Writing Traits list and check your work over to make sure you're doing the best you can do.</u></b></p>

You can also email your work to me at: [iris.hitchcock@nbed.nb.ca](mailto:iris.hitchcock@nbed.nb.ca)

Your Reading Response assignment is in there too, if you want to send it to me.

**READING** – You should be reading at least 30 minutes each day. This could be any of the following: books, magazines, newspapers (yes, they still make paper ones but you could read online news too), online blogs, articles, e-books (borrow some from the public library). You could read to younger siblings too. Once a week, I would like you to write a response to something you have read. You could tell something about the characters, setting, what is happening in the story, any interesting words you find, your favorite/least favorite part or predict what will happen in the next part of the book. If you are reading non-fiction (informational) material, tell 4 things you learned that you didn't know before or something you already know that wasn't in the article.

**Weekly Word Challenge:** Find as many words as you can using the following letters. Remember: you can only use the letters as many times as they are in this word. For example, there are 2 A's so you can use 2 A's. But there is only 1 T, so you can't use 2 T's in a word that you find.

## VACATION

### Grade 7 Social Studies

If you have any questions about the Social Studies activities, please contact-

Melissa Richardson  
[melissa.richardson2@nbed.nb.ca](mailto:melissa.richardson2@nbed.nb.ca)

If you would like to submit your completed products for feedback, you can email the doc or pic to the above email address.

Feel free to upload them to Microsoft Groups, under assignments, as well. A

### Historical Sites of New Brunswick

Now that we are moving into Phase III (Yellow) of the Covid-19 Recovery Plan for NB, it would appear that some tourist locations, like museums and historical sites, might soon open to the public again. However, since our borders remain closed and travel restrictions are still in place, "staycations" may be our best (and only) option this summer. This is our chance to explore New Brunswick, as there are lots of interesting, historical places to visit that are right in our backyard. <https://nbalways.ca/>

Next on our list is the Carleton Martello Tower. Please research the historical tower by visiting the following websites:

- <https://www.pc.gc.ca/en/lhn-nhs/nb/carleton>
- [https://www.youtube.com/watch?v=jVKDjngH\\_Ko](https://www.youtube.com/watch?v=jVKDjngH_Ko)
- <https://www.historicplaces.ca/en/rep-reg/place-lieu.aspx?id=5477&pid=0>
- [https://en.wikipedia.org/wiki/Carleton\\_Martello\\_Tower](https://en.wikipedia.org/wiki/Carleton_Martello_Tower)
- <https://www.thecanadianencyclopedia.ca/en/article/carleton-martello-tower-national-historic-site-of-canada>



**Product:** Now that you have learned more about the Carleton Martello Tower, please refer to the worksheet below and answer the accompanying questions.

Social Studies  
7 - 7H group  
has been  
activated for  
those who are  
interested.

## *Historic Places of Canada*

### *Carleton Martello Tower, NB*



*In what town in NB is Carleton Martello Tower located?*

---

*List two facts you learned about Carleton Martello Tower.*

---

---

*Why do you think this site was chosen as one of Canada's Historic Places?*

---

---

*What time period is Carleton Martello Tower from? Include the exact date it was created.*

---

---

*Is Carleton Martello Tower open to tourists to visit? If so, how many people visit it each year?*



---

---

*Is there any additional info the would be beneficial to know before planning a trip? (i.e., hours of operation, where to park, etc.)*

---

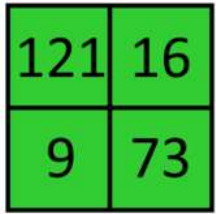



---

## Grade 7 Numeracy

If you have any questions about the Numeracy activities, please contact-


Kim Foster  
[kim.foster@nbed.nb.ca](mailto:kim.foster@nbed.nb.ca)

### June 1st to June 5th – Offline Math Choice Boards (Grade 7)

Monday	Tuesday	Wednesday	Thursday	Friday
<p>Would You Rather . . .</p> <p>Earn a salary of \$30 000 per year                      Or                      Earn \$15 per hour while working 40 hours each week for 52 weeks (this includes vacation time)?</p> <p>Source:  <a href="http://wouldyourathermath.com">wouldyourathermath.com</a></p>	<p><u><i>Which One Doesn't Belong?</i></u></p> <p>Which number does not belong and why? What other number does not belong and why? Repeat as many times as you can.</p>  <p>Source: wodb.ca</p>	<p>What is the value of the last row?</p>  <p>Source:  <a href="http://solvemoji.com">solvemoji.com</a></p>	<p><i>Scrappy Soap</i></p>  <p>In the course of making soap, the cutting machine produces scraps. The scraps from 11 bars of soap can be made into one extra bar. How many bars can be made after cutting 250 bars of soap?</p>	<p><i>Sudoku</i></p> <p>Fill in the blanks so that each row, each column, and each of the nine 3x3 grids contain the numbers 1 through 9 only once.</p>  <p>Source:  <a href="http://puzzles.ca">puzzles.ca</a></p>

Nathan is the secretary for his Scout group. He kept track of the number of members for the year in 2018. This is his data in the table below. Choose a type of graph that will best display this information and create it here. Be sure to include all the parts that are important for any graph.

Month 2018	Number of Members
January	34
February	36
March	37
April	40
May	42
June	44
July	45
August	45
September	46
October	48
November	50
December	50



## June 1st to June 5th – Offline Math Games (Grade 7)

### Math facts

Daily Practice, 10 minutes

Make cue cards with multiplications from  $1 \times 1$  to  $12 \times 12$  on the front of the cards. On the back of the cards, write the answers. Use these to practice multiplication skills! (For a challenge, you can time yourself and see how many you can get right in a certain amount of time and set a goal to see your improvement!)

### **Battleship**

**How to play:** Plot **all** of your ships by drawing an outline of each ship on the grid according to its size. (ex. Battleship is 4 blocks). Ships may not overlap. Don't let your enemy see your ships!

Take turns firing upon your enemy by calling out ordered pairs (ex. (2,6)). Mark your shots as "hit" (X) or "miss" (dot) on your Enemy Ships Cartesian plane according to your enemy's reply. Any point touching your ship is a hit.

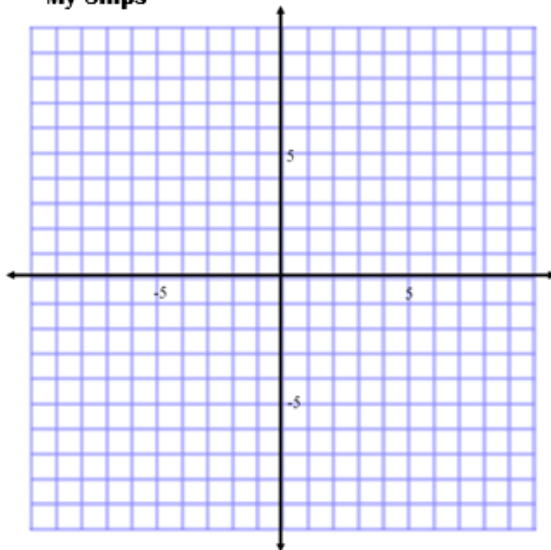
When your enemy fires upon you, say "hit" or "miss" and mark your hit ships with an X when they are hit. When your ship is sunk, you must say, "You sank my \_\_\_\_\_!" (type of ship)

The first person to sink **all** of their enemy's ships wins!

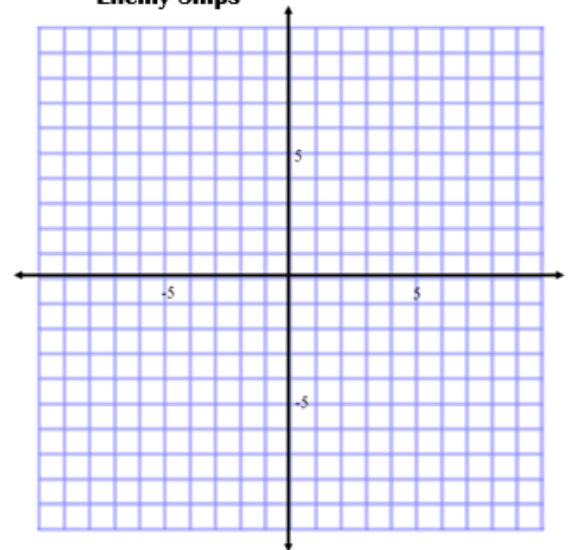
Ships	
Aircraft carrier	5 blocks
Battle ship	4 blocks
Cruiser	3 blocks
Patrol Boat	2 blocks
Submarine	3 blocks



#### **My Ships**



#### **Enemy Ships**



**June 1st to June 5th – Online Math Choice Boards (Grade 7)**

Monday	Tuesday	Wednesday	Thursday	Friday
<a href="#"><u>Game 1: Stock the Shelves</u></a>	<a href="#"><u>Game 2: Quadrant Commander Coordinate Grid</u></a>	<a href="#"><u>Game 3: Locate the Aliens</u></a>	<a href="#"><u>Game 4: Hit the Coordinate</u></a>	<a href="#"><u>Game 5 – Rocket Down</u></a>  <a href="#"><u>Game 6: Transformation Workshop</u></a>

IXL Online Practice - I have a 30-day free trial and have set all middle school students up with a username and password. If you didn't receive the email from IXL with this information, please let me know and I will forward it to you for your child.

I have tagged the activities, right in IXL, which your child may wish to try. The headings listed below tell sections relate to the learning activities for the week.

Click this link to go to Grade 7 IXL online activities: [IXL Online Practice for Grade 7](#)

Number theory	Integers	Units of measurement	Operations with integers	Decimals
---------------	----------	----------------------	--------------------------	----------

A math book that you might like to check out:

[Mr M's Math Class: Special Read Aloud Edition: "The Number Devil": Chapter 3](#)

[Mr M's Math Class: Special Read Aloud Edition: "The Number Devil": Chapter 4](#)

**June 1st to June 5th – Online Math and Tech Games (Grade 7)**

**Some Middle School Web Sites for Math, Tech and/or Science**

[www.everfi.net](http://www.everfi.net)

[Sundog \(I only have passwords for grade 6\)](#)

[Hour of Code](#)

<https://www.typing.com/>

**Check out the [Code.org](#) resources for students at home**

**And take a weekly [Code Break](#) every Wednesday with special guests!**

**Sources for offline and online learning:**

Tic Tac Toe games borrowed from <http://web1.nbed.nb.ca/sites/ASD->

[W/fms/Teachers/Documents/FMS%20Learning%20Opportunities%20Grade%208%20May%2011-15,%202020.pdf](http://web1.nbed.nb.ca/sites/ASD-W/fms/Teachers/Documents/FMS%20Learning%20Opportunities%20Grade%208%20May%2011-15,%202020.pdf)

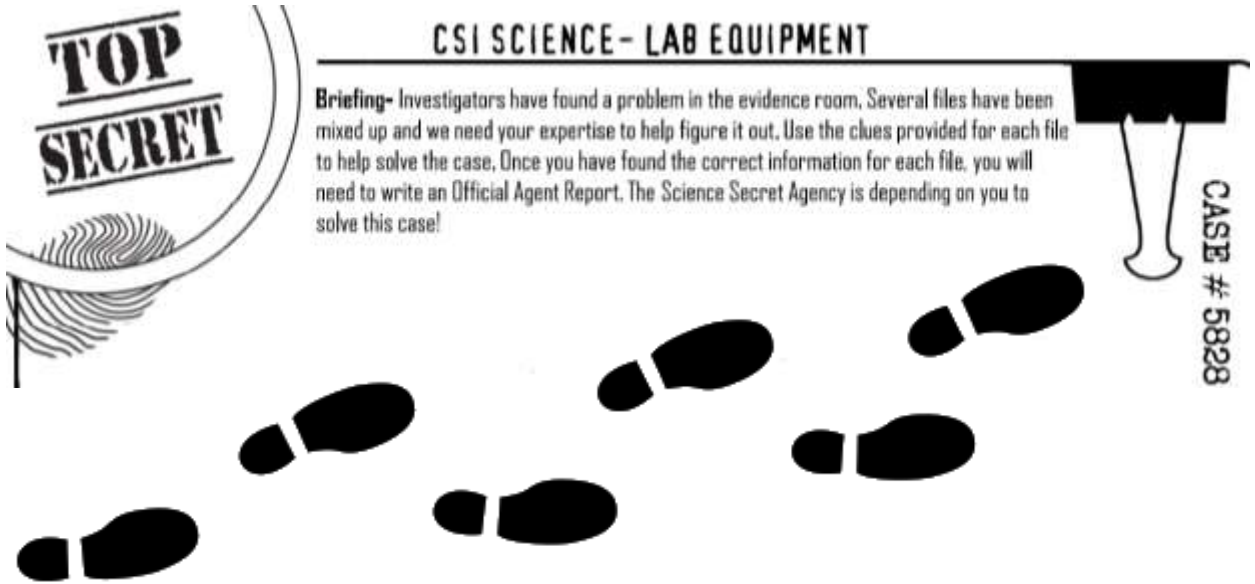
## Science

If you have any questions about the Science activities, please contact-

Angela Taylor  
[angela.taylor@nbed.nb.ca](mailto:angela.taylor@nbed.nb.ca)

Your challenge this week is to put on your super spy caps and use your knowledge of laboratory equipment to solve this Lab Equipment CSI Science Mystery! This assignment has 5 stations and contains 20 clues about various safety and laboratory tools. After you eliminate choices, you will be left with the information of the crime and write a Secret Agent Report.

Instructions:



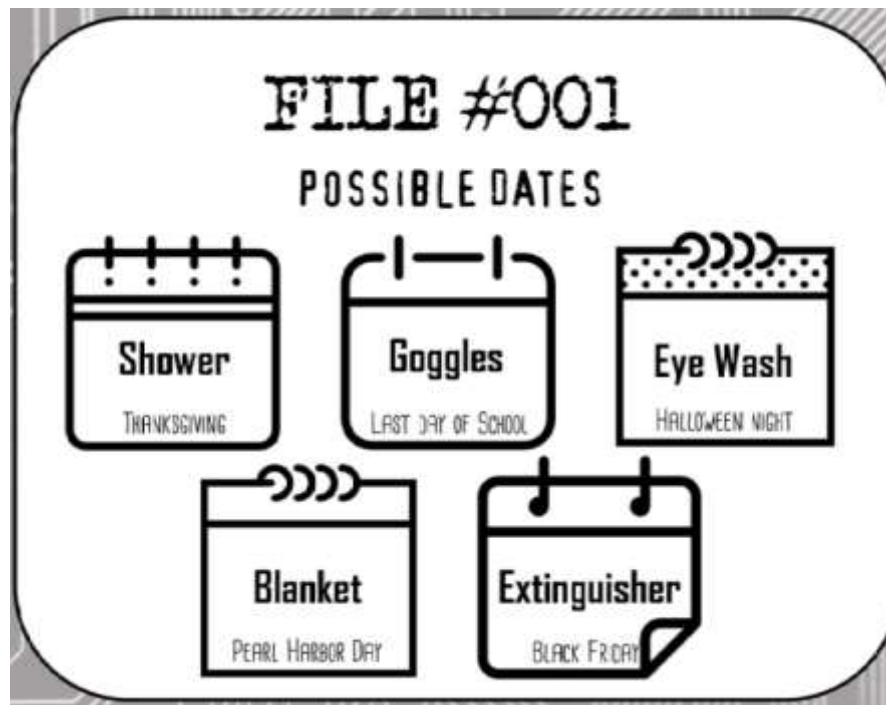
**TOP SECRET**

**CSI SCIENCE - LAB EQUIPMENT**

**Briefing-** Investigators have found a problem in the evidence room. Several files have been mixed up and we need your expertise to help figure it out. Use the clues provided for each file to help solve the case. Once you have found the correct information for each file, you will need to write an Official Agent Report. The Science Secret Agency is depending on you to solve this case!

**CASE # 5828**

The graphic includes a fingerprint, a magnifying glass, and a trail of footprints leading towards the right.



**FILE #001**

**POSSIBLE DATES**

The graphic shows five calendar icons with the following items and dates:

- Shower** - THANKSGIVING
- Goggles** - LAST DAY OF SCHOOL
- Eye Wash** - HALLOWEEN NIGHT
- Blanket** - PEARL HARBOR DAY
- Extinguisher** - BLACK FRIDAY

<b>FILE #001</b> DATE CLUE 1 Eliminate the safety equipment used to put out chemical and electrical fires.
<b>FILE #001</b> DATE CLUE 2 Eliminate the safety equipment used if chemicals are spilled directly onto skin.
<b>FILE #001</b> DATE CLUE 3 Eliminate the protective equipment that protects your eyes from splashing chemicals.
<b>FILE #001</b> DATE CLUE 4 Eliminate the safety equipment used to smother small fires on surfaces.

**FILE #002**

**LOCATION CLUE 1**

Eliminate the equipment that is like a miniature electric stove.

**FILE #002**

**LOCATION CLUE 2**

Eliminate the containers used to hold liquids with a spout for pouring.

**FILE #002**


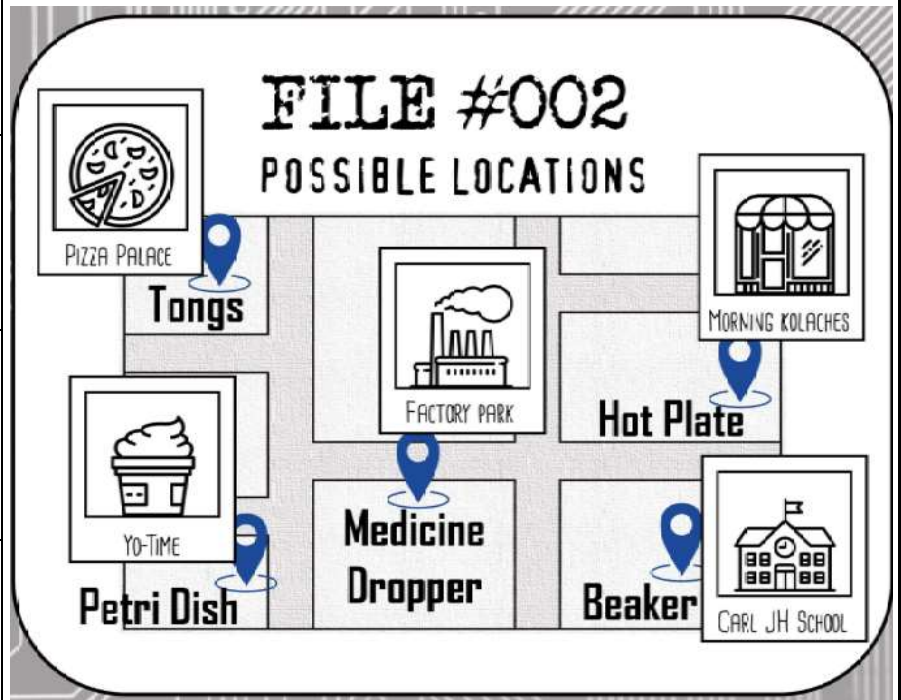
**LOCATION CLUE 3**

Eliminate the clear containers that most commonly are used to culture bacteria.

**FILE #002**

**LOCATION CLUE 4**

Eliminate the tool used to suction liquids in and out of the device.



**FILE #003**

**CRIME CLUE 1**

Eliminate the equipment that produces heat with an open flame.

**FILE #003**

**CRIME CLUE 2**

Eliminate the container for holding liquids that has an opening that is narrower than its base.

**FILE #003**

**CRIME CLUE 3**

Eliminate the cylinders of glass closed at one end used to hold small amounts of liquids.

**FILE #003**

**CRIME CLUE 4**

Eliminate the tool used to make sure that a liquid goes into a container when you pour it.



**FILE #004**

SUSPECT CLUE 1

Eliminate the tool used to dissect and cut a specimen.

**FILE #004**

SUSPECT CLUE 2

Eliminate the tool used to pick up small objects.

**FILE #004**

SUSPECT CLUE 3

Eliminate the tool used to prevent a gas or liquid from escaping its container during a scientific experiment.

**FILE #004**

SUSPECT CLUE 4

Eliminate the instrument that is used to enlarge the features of an object.

**FILE #004**  
POSSIBLE SUSPECTS

Forceps  
COOPER OWENS

Scalpel  
HEIDI HICKS

Microscope  
BIG CHEESE

Telescope  
TRISTAN WELLS

Rubber Stopper  
ARIELLE BOYD

**FILE #005**  
POSSIBLE EVIDENCE

PHYSICAL EVIDENCE  
Thermometer

Eye WITNESS  
Metric Ruler

FINGERPRINTS  
Triple Beam Balance

VIDEO FOOTAGE  
Graduated cylinder

Spring Scale

SHOE PRINTS

**FILE #005**

EVIDENCE CLUE 1

Eliminate a tool used to measure length and distance.

**FILE #005**

EVIDENCE CLUE 2

Eliminate the tool used to measure the volume of a liquid.

**FILE #005**

EVIDENCE CLUE 3

Eliminate the tool used to measure the mass of an object.

**FILE #005**

EVIDENCE CLUE 4

Eliminate the tool used to measure temperature.

# OFFICIAL AGENT REPORT

Agent Name \_\_\_\_\_  
Today's date \_\_\_\_\_

CASE # 5828

## CSI SCIENCE - LAB EQUIPMENT

On \_\_\_\_\_ at \_\_\_\_\_ the  
Date of crime Location of crime

crime of \_\_\_\_\_ was committed by the  
Crime

suspect known as \_\_\_\_\_ . Evidence at the  
Suspect name

crime scene included \_\_\_\_\_ which was  
Evidence

enough to make an arrest and solve the case.

**CASE  
CLOSED**



Use the link <https://bit.ly/2K2d4Rz> to enter your report into the Science Secret Agency Electronic Database. Enter the closed case verification code below.



\_\_\_\_\_

Copyright © 2018 EzPz-Science. All Rights Reserved.

2

**Physical Education**  
Grant Robinson  
[Grant.Robinson@nbed.nb.ca](mailto:Grant.Robinson@nbed.nb.ca)

Phys. Ed. activities for middle school students will be posted by Mr. Robinson weekly. You can find these under "Class Announcements > Phys Ed 6-8" on the school website.