



Centreville Community School



Follow us on Twitter at @CentrevilleSch for additional activities.

Grade 6 HOME LEARNING PLAN - May 25th to 29th

Grade:	7
TEACHERS	Grant Robinson, Iris Hitchcock, Kim Foster, Angela Taylor and Melissa Richardson
Chris Sparrow	Principal : Christopher.Sparrow@nbed.nb.ca
Kori Springer	Resource: Kori.Springer@nbed.nb.ca
David Mahar	Guidance: David.Mahar@nbed.nb.ca
School	CentrevilleCommunity@nbed.nb.ca

In accordance with the communication sent from our Minister of Education, Dominic Carty, on April 2, 2020 Home learning opportunities to support literacy, numeracy, science and social studies outcomes will be made available online weekly by Middle School Teachers.

Families are encouraged to:

- Support their children to complete the options below for an average of **two hour per day**.
- Read aloud with their children daily; and
- Consider daily physical activity and free play as an important part of their child's mental health and skill development.

Subjects	Description of Learning Activities
<p>Literacy</p> <p>If you want to "pass in" your weekly writing piece to the group "English Language Arts 7-7H" in Microsoft Groups, under assignments, there are the weekly descriptions. I will provide feedback of what you're doing well and what you need to keep working on.</p>	<p>WRITING - Keeping a daily journal is a great way to get your thoughts down on paper about what you've been doing during the day, you can make up a story about whatever you want to write about or do an informational report about something you're interested in. It can be on paper or on the computer. Middle School students should be able to write at least $\frac{3}{4}$ to 1 page for each journal entry.</p> <p>For this week's special Writing piece, choose one of the following and write at least a page, with lots of details, description and million-dollar words. Do your very best work!!!</p> <ol style="list-style-type: none"> 1. List six true sentences that begin with the words "I'll never forget..."

You can also email your work to me at: iris.hitchcock@nbed.nb.ca

Your Reading Response assignment is in there too, if you want to send it to me.

2. Create a how-to manual for something you can do well (make a craft, bake cookies, restring a guitar, apply make up, etc.). Describe the process so that someone else could complete the task based on your directions. Use present tense verbs.

For everything you write: please remember to use periods/punctuation, capital letters where they are needed and check your spelling of words you're supposed to know. I put a picture of the Writing Traits that are up on my bulletin board for Grades 6 and 7. Grade 8's can use the Grade 7 ones. They're pretty much the same for all Middle School students. **Please make sure you are using the Writing Traits list and check your work over to make sure you're doing the best you can do.**

READING – You should be reading at least 30 minutes each day. This could be any of the following: books, magazines, newspapers (yes, they still make paper ones but you could read online news too), online blogs, articles, e-books (borrow some from the public library). You could read to younger siblings too. Once a week, I would like you to write a response to something you have read. You could tell something about the characters, setting, what is happening in the story, any interesting words you find, your favorite/least favorite part or predict what will happen in the next part of the book. If you are reading non-fiction (informational) material, tell 4 things you learned that you didn't know before or something you already know that wasn't in the article.

Weekly Editing Challenge: There are 10 errors in the following passage. Some are misspelled words, capitalization errors or punctuation mistakes. Rewrite the passage, making the necessary changes.

National Pet Week is celebrated in American as well as other countrys a round the world. The goals of the week are too help people adopt pets tell why we love pets, and honor animal doctor's (veterinarians). Every one should be extra nice to pets during Pet Week. Do you have a dogs, cat, or other anamal at home?

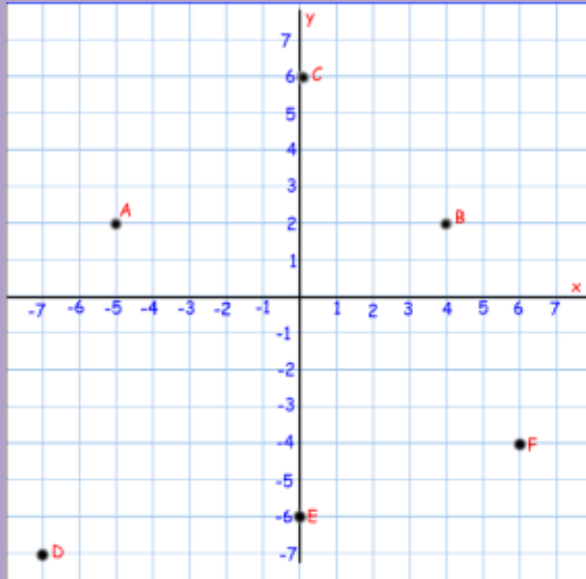
Grade 7 Numeracy

If you have any questions about the Numeracy activities, please contact-

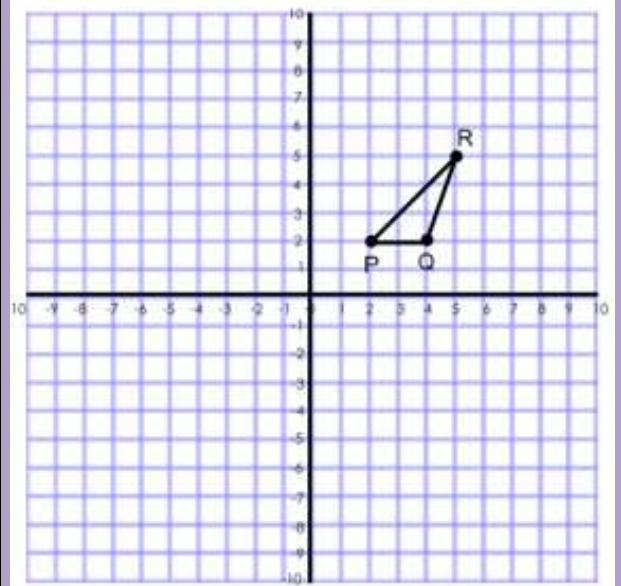
Kim Foster
kim.foster@nbed.nb.ca

May 25th to May 29th – Offline Math Choice Boards (Grade 7)

Monday	Tuesday	Wednesday	Thursday	Friday
Record the ordered pairs for each given point and then plot and label the following ordered pairs on the grid.				
A	D	E (6, 7)	H (5, 8)	
B	E	F (-3, 5)	I (0, -2)	
C	F	G (-4, -6)	J (0, 0)	



The easiest way to do a transformation of a shape is to trace the original shape and then move it as needed. Rotation: pin the rotation point and turn the shape to see where it lands and then redraw it. Rotate $\triangle PQR$ 180° clockwise around point P to create $\triangle P'Q'R'$. Write the coordinates of the new image. Reflection: Reflect the original image, $\triangle PQR$, across the x-axis to create $\triangle P''Q''R''$. Write the coordinates of the new image.



List all of the coordinates that you would need to hit in order to sink my 5 ships:

Ships

- Aircraft Carrier 5 blocks
- Battle ship 4 blocks
- Cruiser 3 blocks
- Submarine 3 blocks
- Patrol Boat 2 blocks

May 25th to May 29th – Offline Math Games (Grade 7)

Math facts

Daily Practice, 10 minutes

Make cue cards with multiplications from 1×1 to 12×12 on the front of the cards. On the back of the cards, write the answers. Use these to practice multiplication skills! (For a challenge, you can time yourself and see how many you can get right in a certain amount of time and set a goal to see your improvement!)

Battleship

How to play: Plot all of your ships by drawing an outline of each ship on the grid according to its size. (ex. Battleship is 4 blocks). Ships may not overlap. Don't let your enemy see your ships!

Take turns firing upon your enemy by calling out ordered pairs (ex. (2,6)) Mark your shots as "hit" (X) or "miss" (dot) on your Enemy Ships Cartesian plane according to your enemy's reply. Any point touching your ship is a hit.

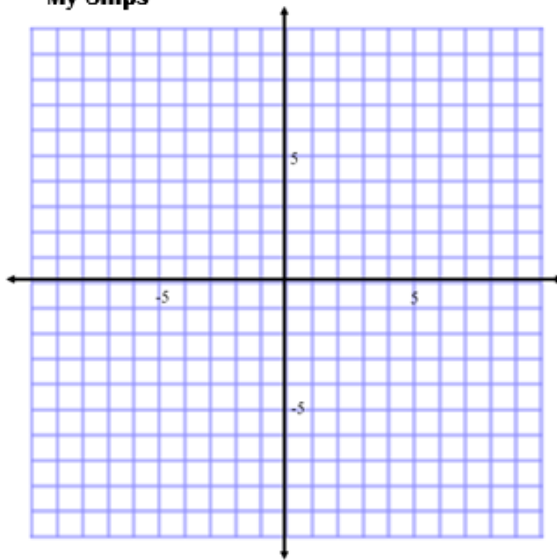
When your enemy fires upon you, say "hit" or "miss" and mark your hit ships with an X when they are hit. When your ship is sunk, you must say, "You sank my _____!" (type of ship)

The first person to sink all of their enemy's ships wins!

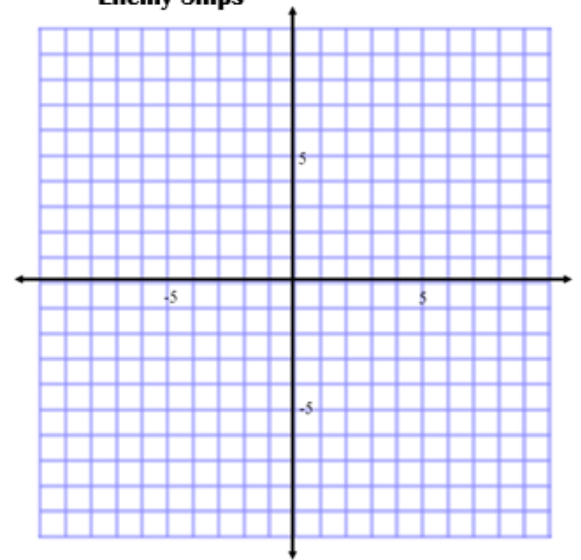
Ships	
Aircraft carrier	5 blocks
Battle ship	4 blocks
Cruiser	3 blocks
Patrol Boat	2 blocks
Submarine	3 blocks



My Ships



Enemy Ships



May 25th to May 29th – Online Math Choice Boards (Grade 7)

Monday	Tuesday	Wednesday	Thursday	Friday
<u>Game 1: Stock the Shelves</u>	<u>Game 2: Quadrant Commander Coordinate Grid</u>	<u>Game 3: Locate the Aliens</u>	<u>Game 4: Hit the Coordinate</u>	<u>Game 5 – Rocket Down</u> <u>Game 6: Transformation Workshop</u>

IXL Online Practice - I have a 30-day free trial and have set all middle school students up with a username and password. If you didn't receive the email from IXL with this information, please let me know and I will forward it to you for your child.

I have tagged the activities, right in IXL, that your child may wish to try. The headings listed below tell sections relate to the learning activities for the week.

Click this link to go to Grade 7 IXL online activities: [IXL Online Practice for Grade 7](#)

Coordinate Plane	Coordinate Plane	Transformations and congruence	Transformations and congruence	Transformations and congruence
------------------	------------------	--------------------------------	--------------------------------	--------------------------------

A math book that you might like to check out:

[Mr M's Math Class: Special Read Aloud Edition: "The Number Devil": Chapter 2](#)

May 25th to May 29th – Online Math and Tech Games (Grade 7)

Some Middle School Web Sites for Math, Tech and/or Science

www.everfi.net

[Sumdog \(I only have passwords for grade 6\)](#)

[Hour of Code](#)

<https://www.typing.com/>

Check out the [Code.org](#) resources for students at home

And take a weekly [Code Break](#) every Wednesday with special guests!

Sources for offline and online learning:

Tic Tac Toe games borrowed from <http://web1.nbed.nb.ca/sites/ASD->

[W/fms/Teachers/Documents/FMS%20Learning%20Opportunities%20Grade%208%20May%2011-15,%202020.pdf](http://web1.nbed.nb.ca/sites/ASD-W/fms/Teachers/Documents/FMS%20Learning%20Opportunities%20Grade%208%20May%2011-15,%202020.pdf)

Grade 7 Social Studies

If you have any questions about the Social Studies activities, please contact-

Melissa Richardson
melissa.richardson2@nbed.nb.ca

If you would like to submit your completed products for feedback, you can email the doc or pic to the above email address.

Feel free to upload them to Microsoft Groups, under assignments, as well. A Social Studies 7 – 7H group has been activated for those who are interested.

Historical Sites of New Brunswick

Now that we are moving into Phase III (Yellow) of the Covid-19 Recovery Plan for NB, it would appear that some tourist locations, like museums and historical sites, might soon open to the public again. However, since our borders remain closed and travel restrictions are still in place, “staycations” may be our best (and only) option this summer. This is our chance to explore New Brunswick, as there are lots of interesting, historical places to visit that are right in our backyard. <https://nbalways.ca/>

For the next three weeks we are going to be researching some historical sites that are located right in New Brunswick


First on our list is Kings Landing Historical Settlement. Please research the historical village by:

watching the following videos:

- ↪ <https://www.youtube.com/watch?v=0uLrD1KfKel>
- ↪ <https://www.youtube.com/watch?v=OvIyv6jasuY>
- ↪ [https://www.youtube.com/watch?v= RTLfP0QNFA](https://www.youtube.com/watch?v=RTLfP0QNFA)
- ↪ <https://www.youtube.com/watch?v=9xpuooTUnlM>
- ↪ <https://www.youtube.com/watch?v=ZlllNO8OgCY>
- ↪ <https://mynewbrunswick.ca/kings-landing-5/>

and/or visiting the following websites:

- ↪ <https://kingslanding.nb.ca/>
- ↪ https://en.wikipedia.org/wiki/Kings_Landing_Historical_Settlement
- ↪ <https://www.thecanadianencyclopedia.ca/en/article/kings-landing-historical-settlement>
- ↪ <https://www.tourismnewbrunswick.ca/Products/K/Kings-Landing-Historical-Settlement/>
- ↪ <https://www.historicplaces.ca/en/rep-reg/place-lieu.aspx?id=6301&pid=0>



Product: Now that you have learned more about Kings Landing Historical Settlement, please refer to the worksheet below and answer the accompanying questions.

Historic Places of Canada

Kings Landing Historical Settlement, NB



In what town in NB is Kings Landing located?

List two facts you learned about Kings Landing Historical Settlement:

Why do you think this site was chosen as one of Canada's Historic Places?

*What time period does Kings Landing represent?
Include the exact date it was created, if known.*

Is Kings Landing open to tourists to visit? If so, how many people visit it each year?



Is there any additional info the would be beneficial to know before planning a trip? (i.e., hours of operation, where to park, etc.)

Science

If you have any questions about the Science activities, please contact -

Angela Taylor
angela.taylor@nbed.nb.ca

Science Tic-Tac-Toe Choice Board

Please choose at least 3 of the following assignments. The options are open-ended to allow lots of choice and let your ideas flow.

<p>Compile a list of 20 inspirational quotes from famous scientists. Remember to cite who the quote is from. Choose 3 and state why they are inspirational to you.</p>	<p>Read a non-fiction book, text or online article, etc. Make a list of 10 important facts that you learned or found interesting.</p>	<p>Create a Word Cloud on paper or using an online website such as Wordle, Tagxedo, Wordsift, Tagul, or another site of your choice. The topic is a scientific unit you have studied in the past.</p>
<p>Create a "FakeBook" page for a Scientist (Bill Nye) and include as much true information as you can. You can use this website https://www.classtools.net/EB/home-page or do a paper copy.</p>	<p>Make a movie trailer using PowerPoint, iMovie, etc to introduce one of "Bill Nye the Science Guy's" informational videos for class.</p>	<p>Create a timeline of events (and inventions) in the life of a famous scientist such as Albert Einstein, Marie Curie, Stephen Hawking, Nikola Tesla, etc.</p>
<p>Compile a "Top 10" poster of inventions. Are they the most useful? The smallest? The most expensive? The most energy efficient? The ones most used by teenagers?</p>	<p>Design a game (board game, card game, school yard, etc). Include a list of rules and directions for playing the game. The topic must be related to the field of Science.</p>	<p>Write a news article about a new top-secret invention that will help students complete their homework in 5 minutes. Include details about the inventor, cost of the invention and date of sales.</p>

Physical Education

Grant Robinson
Grant.Robinson@nbed.nb.ca

Phys. Ed. activities for middle school students will be posted by Mr. Robinson weekly. You can find these under "Class Announcements > Phys Ed 6-8" on the school website.