






































# K Choice Board: June 1-5, 2020

How many of these activities can you tackle this week? Color each box that you complete! Challenge your child to work as independently as they can on these activities, but please also assist them when needed too. 😊

<h2 style="writing-mode: vertical-rl; transform: rotate(180deg);">Literacy</h2>	 <p>A narrative is writing that tells a story. Narratives have characters, a setting, a beginning, middle and end and a problem. Narratives often begin with: Once upon a time... or Long, long ago.. They usually end with The End. Try writing your own narrative.</p>	<h3>Popsicle Puppets</h3> <p>Choose your favourite book, story or From 3 to 3 oral story. Make popsicle puppets for the characters. Use the puppets to retell the story!</p> 	<h3>Read to a Friend</h3> <p>Phone or video chat with a friend or family member and read a book to them.</p> 	<h3>IT Word Family</h3> <p>How many words can you make from the _it family? Use a word ladder (like the one from last week) to find out. Fill in the blanks with a letter to see if it makes a word. Don't forget: words from the same family also rhyme because they have the same ending.</p> 	<h3>From 3 to 3 Videos</h3> <p><b>The House that Jack Built:</b> * <a href="https://youtu.be/pFlx8GcalcoE">https://youtu.be/pFlx8GcalcoE</a></p> <p><b>The Old Lady Who Swallowed Fly:</b> * <a href="https://youtu.be/HCFaLL1Zmqg">https://youtu.be/HCFaLL1Zmqg</a> * <a href="https://www.youtube.com/watch?v=6_4m-vk9qr4&amp;feature=youtu.be">https://www.youtube.com/watch?v=6_4m-vk9qr4&amp;feature=youtu.be</a> * <a href="https://www.youtube.com/watch?v=gUox2oMR4ik&amp;feature=youtu.be">https://www.youtube.com/watch?v=gUox2oMR4ik&amp;feature=youtu.be</a></p> 												
<h2 style="writing-mode: vertical-rl; transform: rotate(180deg);">Math</h2>	<h3>Outdoor Measurement (Length)</h3> <p>Choose a twig about the length of your hand and use this tool to measure things in your backyard. How many twig lengths is a flower? A log? Your bike?, etc. OR try any of the activities that you see in the videos below.</p>  <p>* <a href="https://www.youtube.com/watch?v=IXqf1nA2Tl0">https://www.youtube.com/watch?v=IXqf1nA2Tl0</a> Non Standard Units * <a href="https://www.youtube.com/watch?v=mTIZ1nFNWmE">https://www.youtube.com/watch?v=mTIZ1nFNWmE</a> Measuring with Non-Standard Units * <a href="https://www.youtube.com/watch?v=q8o7n-A0SCO">https://www.youtube.com/watch?v=q8o7n-A0SCO</a> * <a href="https://www.youtube.com/watch?v=-aU0f6ajtJE">https://www.youtube.com/watch?v=-aU0f6ajtJE</a> Sid the Science Kid</p>	<h3>Heavy and Light (Mass)</h3> <table border="1"> <tr> <td></td> <td>Find two things around your home that are heavier than a crayon.</td> </tr> <tr> <td></td> <td>Find two things around your home that are lighter than your sneakers.</td> </tr> <tr> <td></td> <td>Find two things around your home that weighs about the same as a stuffy.</td> </tr> </table> <p>What other weight comparisons can you make?</p> <p>* <a href="https://www.youtube.com/watch?v=47qcisr8_3o">https://www.youtube.com/watch?v=47qcisr8_3o</a> Measurement Balance * <a href="https://www.youtube.com/watch?v=bULgZSFOV98">https://www.youtube.com/watch?v=bULgZSFOV98</a> Ernie's Heavy and Light Game</p>		Find two things around your home that are heavier than a crayon.		Find two things around your home that are lighter than your sneakers.		Find two things around your home that weighs about the same as a stuffy.	<h3>Which Holds More? (Capacity)</h3> <table border="1"> <tr> <td></td> <td></td> </tr> <tr> <td></td> <td></td> </tr> <tr> <td></td> <td></td> </tr> </table> <p>Discuss with your family which of the two objects holds more and which holds less. * <a href="https://www.youtube.com/watch?v=zF3J3SnEg7tU">https://www.youtube.com/watch?v=zF3J3SnEg7tU</a> Finding Capacity</p>							<h3>Make 10 Card Game</h3> <p>Ace is worth 1 and face cards removed.</p> <ol style="list-style-type: none"> <li>Place nine cards face up in a 3 by 3 arrangement.</li> <li>Continue to cover each of these cards with the remaining deck.</li> <li>Begin finding pairs of cards that make a sum of ten (Ex: 7 and 3). As the pairs are being found set them to the side.</li> <li>How quickly can you find all the possible pairs.</li> </ol> <p>Variation: You can add the queens to the pile and they can represent the number 0</p> 	<h3>Make a Number Book</h3> <p>Each page can feature a different number and draw pictures or show different math expressions to represent the number.</p>  <p>*The number posters that you made from earlier Learning Activities might come in handy.</p>
	Find two things around your home that are heavier than a crayon.																
	Find two things around your home that are lighter than your sneakers.																
	Find two things around your home that weighs about the same as a stuffy.																
																	
																	
																	
<h2 style="writing-mode: vertical-rl; transform: rotate(180deg);">Art</h2>	<h3>Handprint Dinosaurs</h3> <p>Make handprints with paint and paper. Add details such as eyes, legs, spikes and horns to make handprint dinos. Don't have any paint? No problem, just trace your hand, draw in the details and colour your dino with markers and crayons. What other handprint animals can you make?</p> 	<h3>Ziploc Window Painting</h3> <p>Put some paint in a large Ziploc baggie, seal it flat, spread the paint out and tape it to the window. Try multiple baggies with different colours. Experiment with different tools or just use your finger to draw pictures in the paint. Be careful not to poke holes in the baggie! This is also a great activity for practicing proper number and letter formations as well as sight word spelling. 📖</p> 	<h3>Art at Home Art Lesson: Marbled Paper</h3> <p><a href="https://www.facebook.com/watch/?ref=saved&amp;v=553092168917767">https://www.facebook.com/watch/?ref=saved&amp;v=553092168917767</a></p> 