



# Report on Student Outcomes and School Climate

## NB Schools - Secondary (3259)

### Carleton North High School Highlights

Your version of the **Tell Them From Me** student survey measures 37 indicators based on the most recent research on school and classroom effectiveness. This report provides highlights based on data from 488 students in this school that participated in the survey between 4 Dec. 2014 and 17 Dec. 2014. The number of students by grade level is:

- grade 9: 122
- grade10: 120
- grade11: 121
- grade12: 125

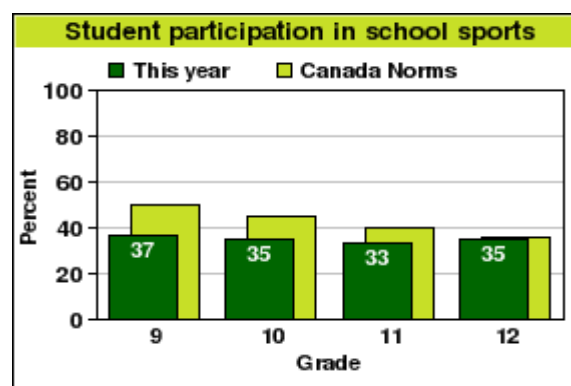
The bar charts show the results by grade for grades with at least 5 students. These are compared with Canada norms, which are based on last year's results for all students using the TTFM survey at the grade levels found in this school. For details on the survey see [www.thelearningbar.com](http://www.thelearningbar.com).

## Social-Emotional Outcomes

### Student participation in school sports

Students play sports with an instructor at school, other than in a gym class.

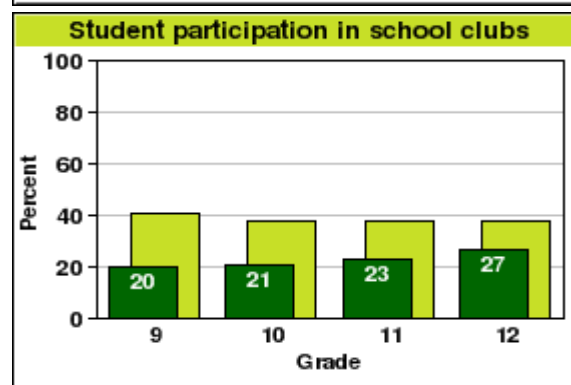
- 35% of students in this school had a high rate of Participation in Sports; the Canada norm for these grades is 43%.
- 33% of the girls and 36% of the boys in this school had a high rate of Participation in Sports. The Canada norm for girls is 38% and for boys is 48%.



### Student participation in school clubs

Students take part in art, drama, or music groups; school clubs; or a school committee.

- 23% of students in this school had a high rate of Participation in Clubs; the Canada norm for these grades is 39%.
- 28% of the girls and 18% of the boys in this school had a high rate of Participation in Clubs. The Canada norm for girls is 46% and for boys is 32%.





# Report on Student Outcomes and School Climate

## NB Schools - Secondary (3259)

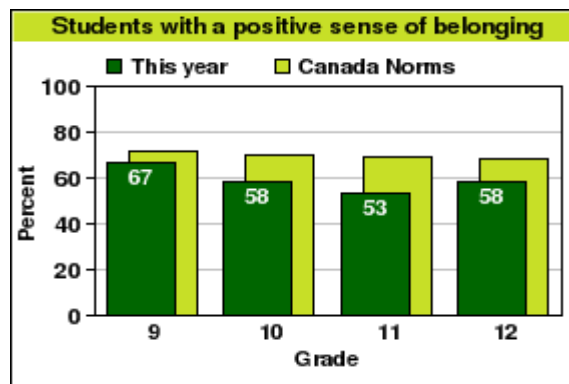
### Carleton North High School Highlights

## Social-Emotional Outcomes

### Students with a positive sense of belonging

Students feel accepted and valued by their peers and by others at their school.

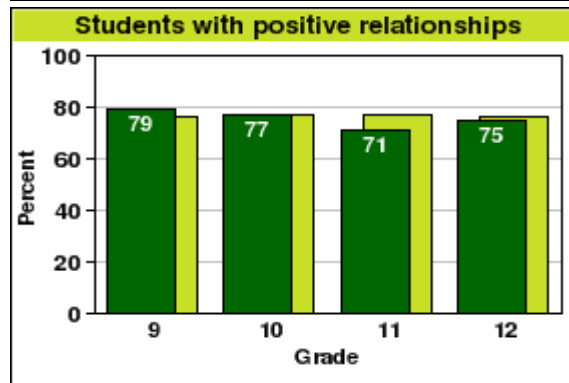
- 59% of students in this school had a high sense of belonging; the Canada norm for these grades is 70%.
- 50% of the girls and 68% of the boys in this school had a high sense of belonging. The Canada norm for girls is 69% and for boys is 70%.



### Students with positive relationships

Students have friends at school they can trust and who encourage them to make positive choices.

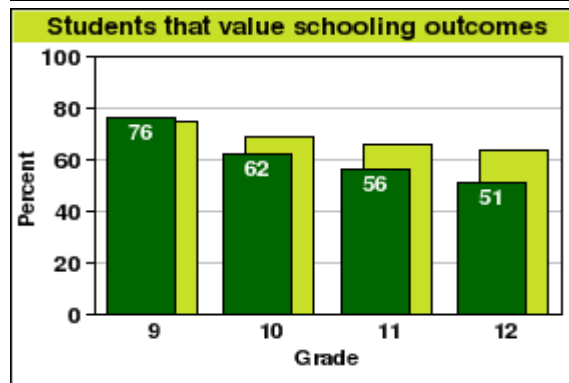
- In this school, 76% of students had positive relationships; the Canada norm for these grades is 77%.
- 75% of the girls and 76% of the boys in this school had positive relationships. The Canada norm for girls is 81% and for boys is 72%.



### Students that value schooling outcomes

Students believe that education will benefit them personally and economically, and will have a strong bearing on their future.

- 61% of students in this school valued School Outcomes; the Canada norm for these grades is 69%.
- 66% of the girls and 57% of the boys in this school valued School Outcomes. The Canada norm for girls is 72% and for boys is 65%.



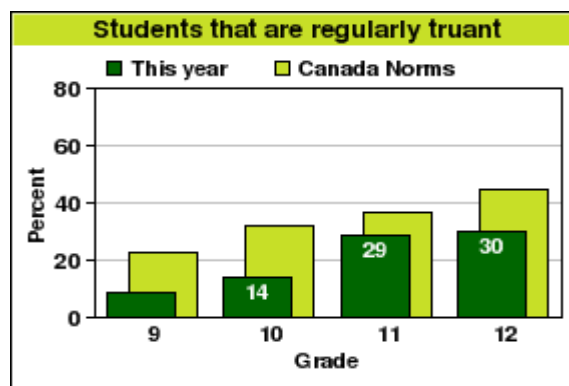


## Social-Emotional Outcomes

### Students that are regularly truant

Students skip classes or miss days at school without a reason, or arrive late for school or classes.

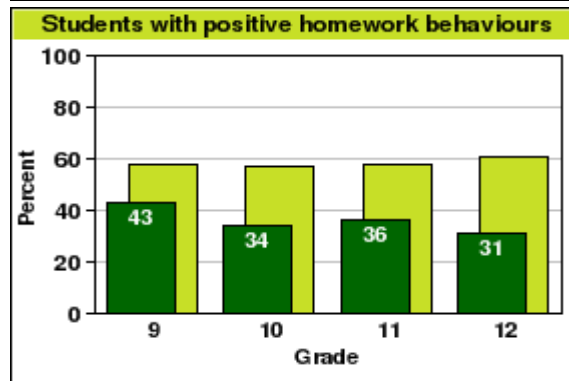
- In this school, the Student Truancy Rate was 21%; the Canada norm for these grades is 34%
- In this school, the Truancy Rate for girls was 19% and for boys, 22%. The Canada norm for girls is 31% and for boys is 38%.



### Students with positive homework behaviours

Students do homework for their classes with a positive attitude and in a timely manner.

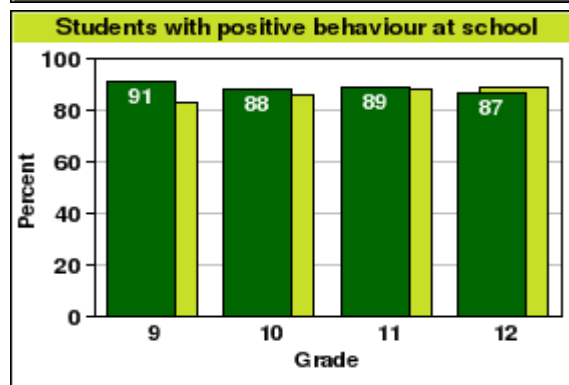
- In this school, 36% of students had positive homework behaviours; the Canada norm for these grades is 59%.
- 49% of the girls and 24% of the boys in this school had positive homework behaviours. The Canada norm for girls is 68% and for boys is 50%.



### Students with positive behaviour at school

Students that do not get in trouble at school for disruptive or inappropriate behaviour.

- In this school, 89% of students had positive behaviour; the Canada norm for these grades is 87%.
- 96% of the girls and 82% of the boys in this school with positive student behaviour at school. The Canada norm for girls is 92% and for boys is 81%.





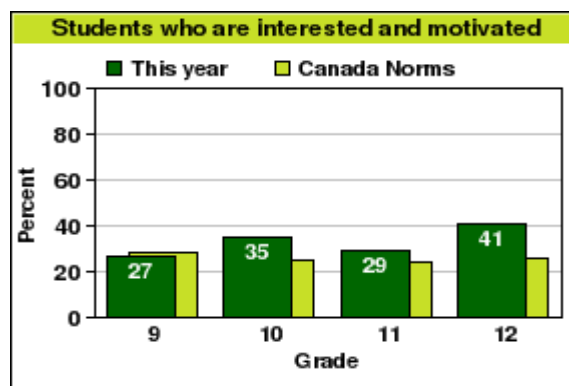
**Report on Student Outcomes and School Climate**  
**NB Schools - Secondary (3259)**  
**Carleton North High School Highlights**

**Social-Emotional Outcomes**

**Students who are interested and motivated**

Students are interested and motivated in their learning.

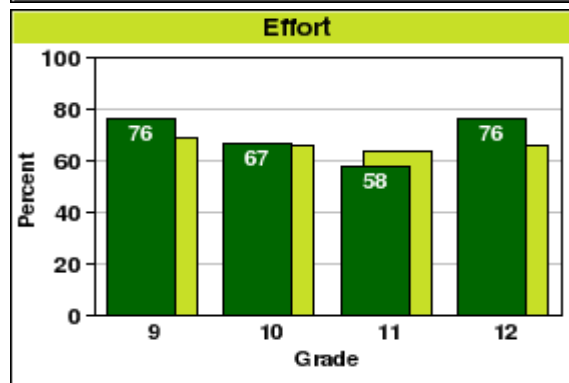
- 33% of students in this school were interested and motivated; the Canada norm for these grades is 26%.
- 35% of the girls and 30% of the boys in this school were interested and motivated. The Canada norm for girls is 26% and for boys is 26%.



**Effort**

Students try hard to succeed in their learning.

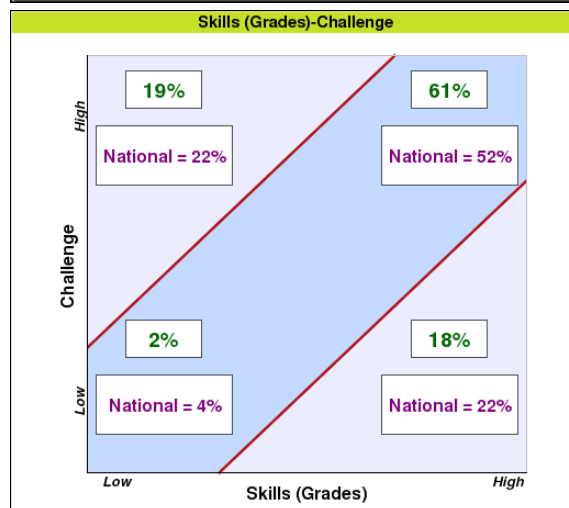
- 69% of students in this school tried hard to succeed; the Canada norm for these grades is 66%.
- 71% of the girls and 67% of the boys in this school tried hard to succeed. The Canada norm for girls is 70% and for boys is 62%.



**Skills (Grades)-Challenge**

Students feel challenged in their language arts, math and science classes and feel confident of their skills in these subjects.

- 61% of students in the school had scores that placed them in the desirable quadrant with high skills and high challenge. The Canada norm for these grades is 52%.
- 18% of students were confident of their skills but did not find classes challenging. The Canada norm for these grades is 22%.
- 19% of students were not confident of their skills and found language arts, math or science challenging. The Canada norm for this category is 22%.
- 2% of students lacked confidence in their skills and did not feel they were challenged. The Canada norm for this category is 4%.





# Report on Student Outcomes and School Climate

## NB Schools - Secondary (3259)

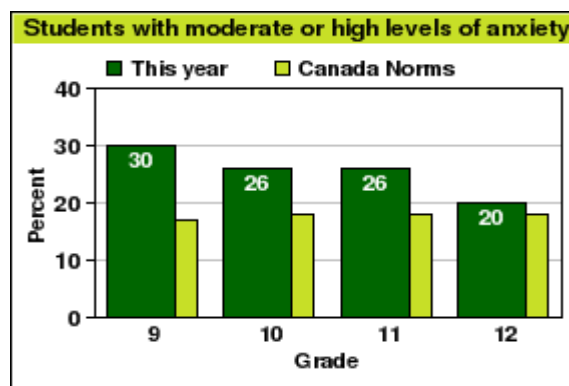
### Carleton North High School Highlights

## Social-Emotional Outcomes

### Students with moderate or high levels of anxiety

Students have intense feelings of fear, intense anxiety, or worry about particular events or social situations.

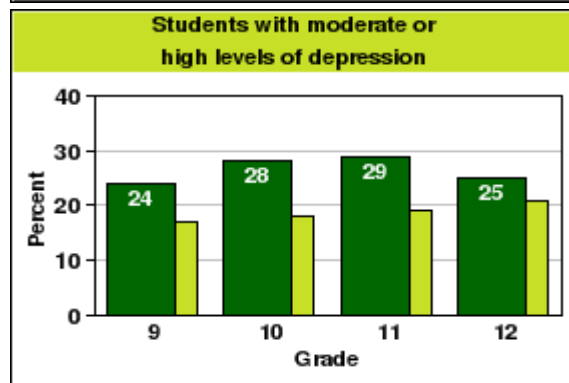
- 26% of students in this school had moderate to high levels of Anxiety; the Canada norm for these grades is 18%.
- 40% of the girls and 12% of the boys in this school had moderate to high levels of Anxiety. The Canada norm for girls is 21% and for boys is 14%.



### Students with moderate or high levels of depression

Students have prolonged periods when they feel sad, discouraged, and inadequate.

- 26% of students in this school had moderate to high levels of Depression; the Canada norm for these grades is 19%.
- 42% of the girls and 11% of the boys in this school had moderate to high levels of Depression. The Canada norm for girls is 22% and for boys is 16%.





# Report on Student Outcomes and School Climate

## NB Schools - Secondary (3259)

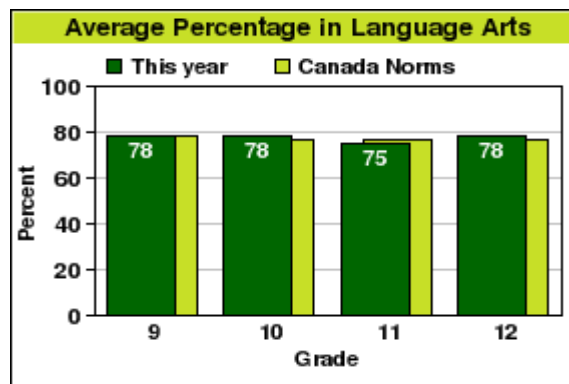
### Carleton North High School Highlights

## Academic Outcomes

### Average Percentage in Language Arts

Students' overall marks in their current or most recent language arts class (e.g., English) were reported as a letter grade and converted to a percentage.

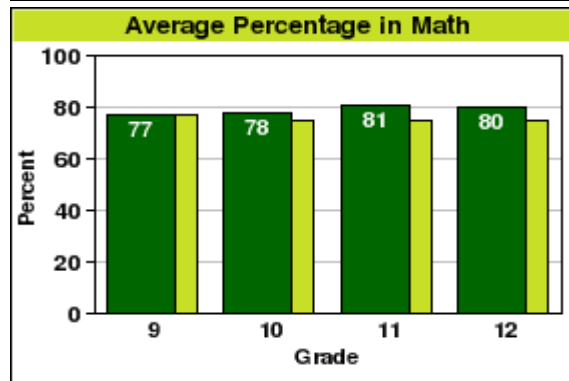
- In this school, students' average reported mark was 77%; the Canada norm for these grades is 77%.
- In this school, girls' average reported mark was 80% and boys' was 74%. The Canada norm for girls is 79% and for boys is 75%.



### Average Percentage in Math

Students' overall marks in their current or most recent math class were reported as a letter grade and converted to a percentage.

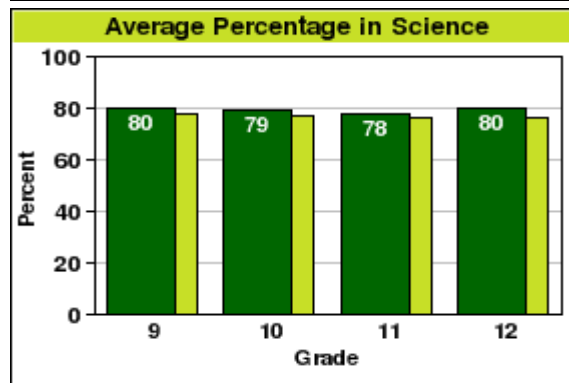
- In this school, students' average reported mark was 79%; the Canada norm for these grades is 76%.
- In this school, girls' average reported mark was 80% and boys' was 78%. The Canada norm for girls is 76% and for boys is 75%.



### Average Percentage in Science

Students' overall marks in their current or most recent science class (e.g., general science, biology, chemistry, or physics) were reported as a letter grade and converted to a percentage.

- In this school, students' average reported mark was 79%; the Canada norm for these grades is 77%.
- In this school, girls' average reported mark was 82% and boys' was 77%. The Canada norm for girls is 78% and for boys is 76%.





# Report on Student Outcomes and School Climate

## NB Schools - Secondary (3259)

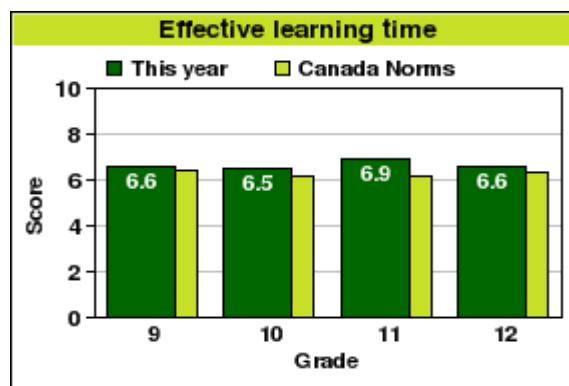
### Carleton North High School Highlights

## DRIVERS of Student Outcomes

### Effective learning time

Important concepts are taught well, class time is used efficiently, and homework and evaluations support course objectives.

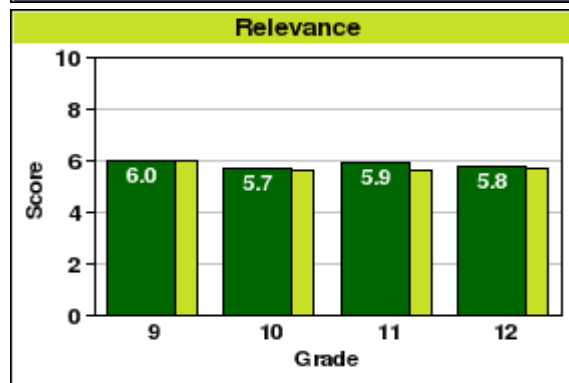
- In this school, students rated Effective Classroom Learning Time 6.7 out of 10; the Canada norm for these grades is 6.3.
- In this school, Effective Classroom Learning Time was rated 6.7 out of 10 by girls and 6.7 out of 10 by boys. The Canada norm for girls is 6.4 and for boys is 6.2.



### Relevance

Students find classroom instruction relevant to their everyday lives.

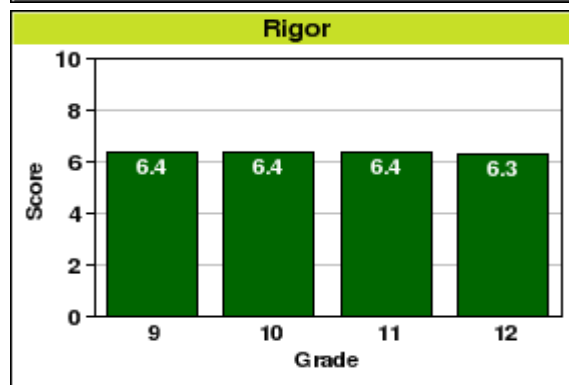
- In this school, students rated Relevance 5.9 out of 10; the Canada norm for these grades is 5.7.
- In this school, Relevance was rated 5.9 out of 10 by girls and 5.8 out of 10 by boys. The Canada norm for girls is 5.8 and for boys is 5.6.



### Rigor

Students find the classroom instruction is well-organized, with a clear purpose, and with immediate and appropriate feedback that helps them learn.

- In this school, students rated Rigor 6.4 out of 10.
- In this school, Rigor was rated 6.3 out of 10 by girls and 6.4 out of 10 by boys.



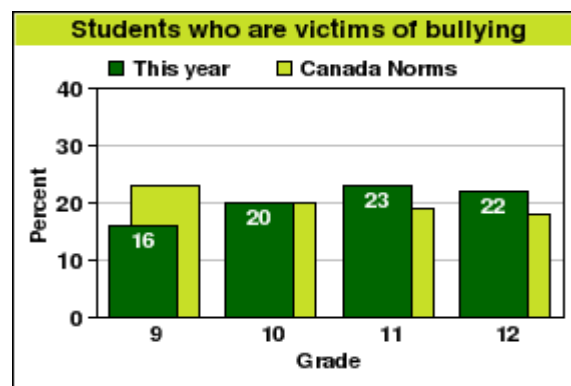


## DRIVERS of Student Outcomes

### Students who are victims of bullying

Students are subjected to physical, social, or verbal bullying, or are bullied over the Internet.

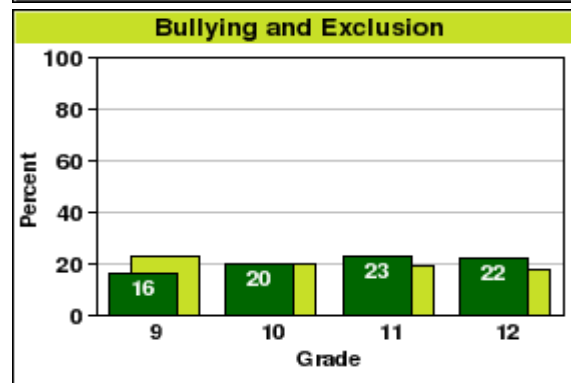
- 20% of students in this school were victims of moderate to severe Bullying in the previous month; the Canada norm for these grades is 20%.
- 21% of the girls and 20% of the boys in this school were victims of moderate to severe Bullying in the previous month. The Canada norm for girls is 17% and for boys is 23%.



### Bullying and Exclusion

Students are subjected to physical, social, or verbal bullying, or are bullied over the Internet.

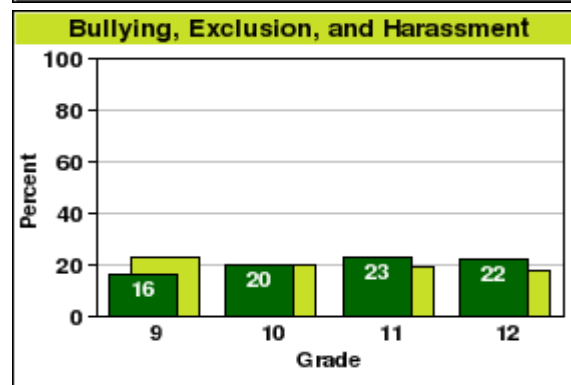
- 20% of students in this school were victims of moderate to severe Bullying in the previous month; the Canada norm for these grades is 20%.
- 21% of the girls and 20% of the boys in this school were victims of moderate to severe Bullying in the previous month. The Canada norm for girls is 17% and for boys is 23%.



### Bullying, Exclusion, and Harassment

Students are subjected to physical, social, or verbal bullying, or are bullied over the Internet.

- 20% of students in this school were victims of moderate to severe Bullying in the previous month; the Canada norm for these grades is 20%.
- 21% of the girls and 20% of the boys in this school were victims of moderate to severe Bullying in the previous month. The Canada norm for girls is 17% and for boys is 23%.







# Report on Student Outcomes and School Climate

## NB Schools - Secondary (3259)

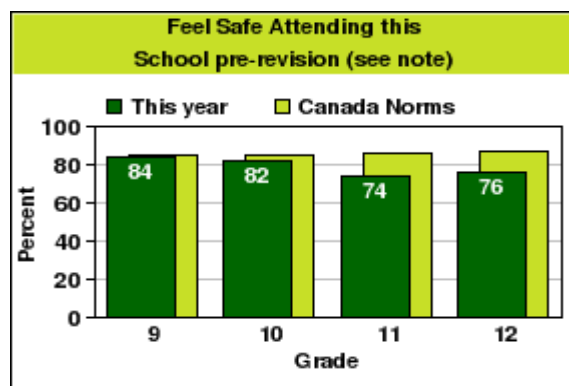
### Carleton North High School Highlights

## DRIVERS of Student Outcomes

### Feel Safe Attending this School pre-revision (see note)

Students that do not feel unsafe going to and from school. Please note that this measure has been revised this year (see chart below for the revised version of this measure).

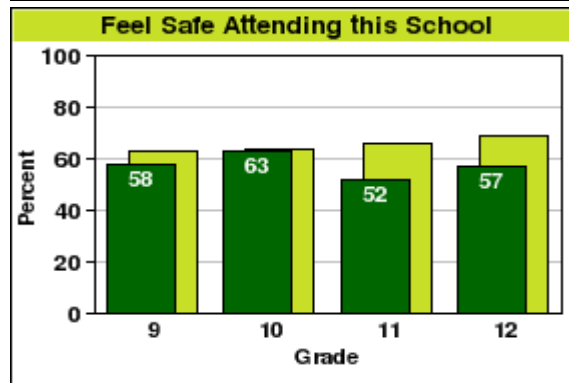
- 79% of students felt safe attending the school; the Canada norm for these grades is 86%.
- 80% of the girls and 78% of the boys felt safe attending the school. The Canada norm for girls is 88% and for boys is 84%.



### Feel Safe Attending this School

Students feel safe at school as well as going to and from school.

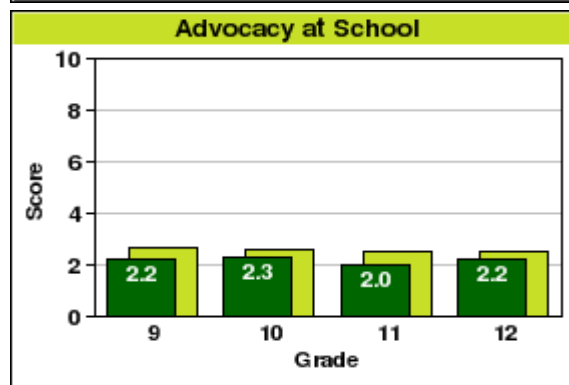
- 58% of students felt safe attending the school; the Canada norm for these grades is 65%.
- 56% of the girls and 59% of the boys felt safe attending the school. The Canada norm for girls is 65% and for boys is 65%.



### Advocacy at School

Students feel they have someone at school who consistently provides encouragement and can be turned to for advice.

- In this school, students rated Advocacy at School 2.2 out of 10; the Canada norm for these grades is 2.6.
- In this school, Advocacy at School was rated 2 out of 10 by girls and 2.3 out of 10 by boys. The Canada norm for girls is 2.5 and for boys is 2.6.





# Report on Student Outcomes and School Climate

## NB Schools - Secondary (3259)

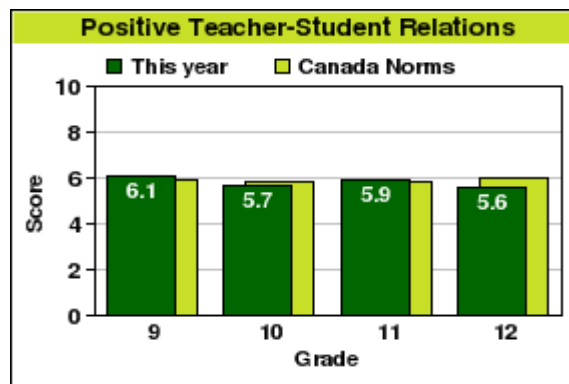
### Carleton North High School Highlights

## DRIVERS of Student Outcomes

### Positive Teacher-Student Relations

Students feel teachers are responsive to their needs, and encourage independence with a democratic approach.

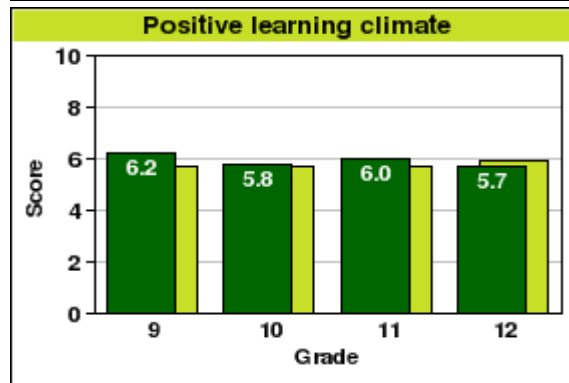
- In this school, Positive Teacher-Student Relations were rated 5.8 out of 10; the Canada norm for these grades is 5.9.
- In this school, Positive Teacher-Student Relations were rated 5.8 out of 10 by girls and 5.8 out of 10 by boys. The Canada norm for girls is 5.9 and for boys is 5.8.



### Positive learning climate

There are clear rules and expectations for classroom behaviour. Students understand these and teachers maintain high expectations that they be followed.

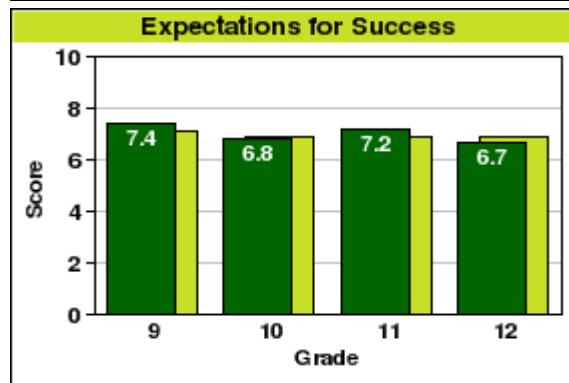
- In this school, students rated Disciplinary Climate of the Classroom 5.9 out of 10; the Canada norm for these grades is 5.7.
- In this school, Disciplinary Climate of the Classroom was rated 6 out of 10 by girls and 5.9 out of 10 by boys. The Canada norm for girls is 5.8 and for boys is 5.7.



### Expectations for Success

The school staff emphasizes academic skills and hold high expectations for all students to succeed.

- In this school, students rated Teachers' Expectations for Academic Success 7 out of 10; the Canada norm for these grades is 6.9.
- In this school, Teachers' Expectations for Academic Success were rated 7.2 out of 10 by girls and 6.9 out of 10 by boys. The Canada norm for girls is 7.1 and for boys is 6.7.





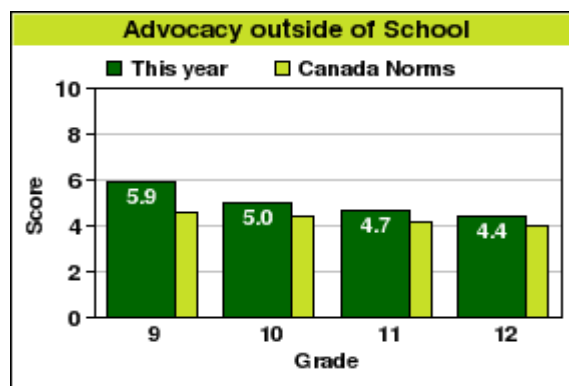
**Report on Student Outcomes and School Climate**  
**NB Schools - Secondary (3259)**  
**Carleton North High School Highlights**

**DRIVERS of Student Outcomes**

**Advocacy outside of School**

Students feel they have someone at home or in their community who consistently provides encouragement and can be turned to for advice.

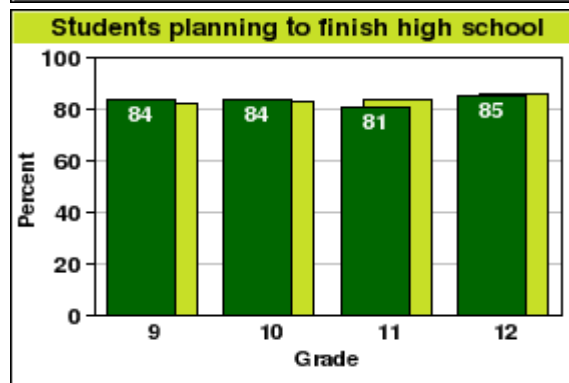
- In this school, students rated Advocacy outside School 5 out of 10; the Canada norm for these grades is 4.3.
- In this school, Advocacy outside School was rated 5.3 out of 10 by girls and 4.7 out of 10 by boys. The Canada norm for girls is 4.4 and for boys is 4.2.



**Students planning to finish high school**

Students plan to finish high school.

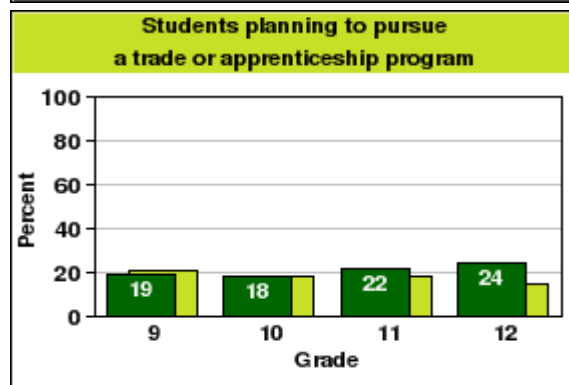
- 83% of students in this school had aspirations for finishing High School; the Canada norm for these grades is 84%.
- 87% of the girls and 80% of the boys in this school had aspirations for Finishing High School. The Canada norm for girls is 88% and for boys is 79%.



**Students planning to pursue a trade or apprenticeship program**

Students plan to finish high school, and afterwards pursue a trade or apprenticeship program.

- 21% of students in this school planned to pursue a trade or apprenticeship program; the Canada norm for these grades is 18%.
- 14% of the girls and 28% of the boys in this school planned to pursue a trade or apprenticeship program The Canada norm for girls is 14% and for boys is 22%.





# Report on Student Outcomes and School Climate

## NB Schools - Secondary (3259)

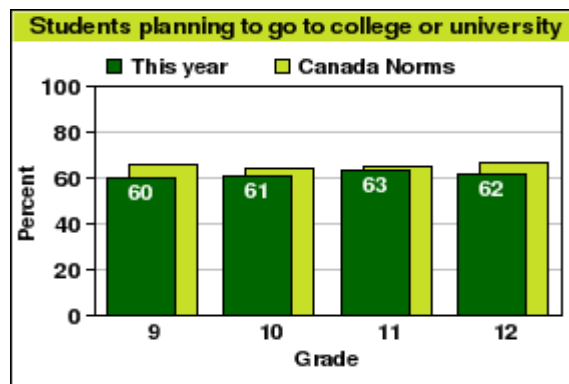
### Carleton North High School Highlights

## DRIVERS of Student Outcomes

### Students planning to go to college or university

Students plan to pursue a post-secondary education.

- 61% of students in this school had aspirations for pursuing a post-secondary education; the Canada norm for these grades is 65%.
- 71% of the girls and 52% of the boys in this school had aspirations for Going to College or University. The Canada norm for girls is 74% and for boys is 57%.





# Report on Student Outcomes and School Climate

## NB Schools - Secondary (3259)

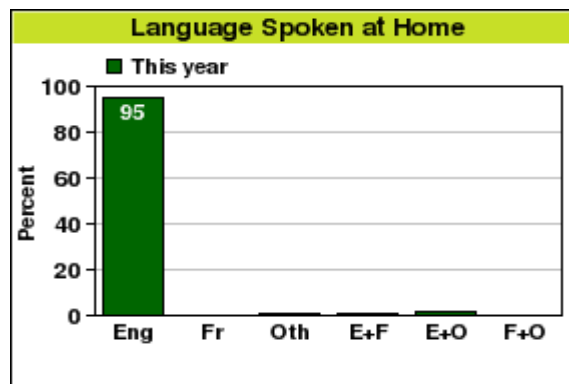
### Carleton North High School Highlights

## Demographic Factors

### Language Spoken at Home

Students are asked to indicate the language they speak most often at home.

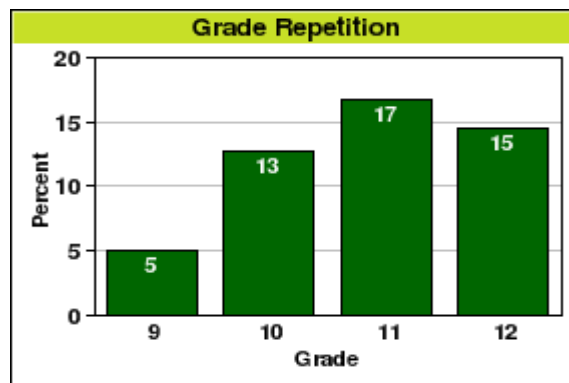
- 95% of students in this school speak English at home.
- 0% of students in this school speak French at home.
- 1% of students in this school speak other languages at home.
- 1% of students in this school speak English and French at home.
- 2% of students in this school speak English and another languages at home.
- 0% of students in this school speak French and another languages at home.



### Grade Repetition

Students have repeated one or more grades at school since kindergarten.

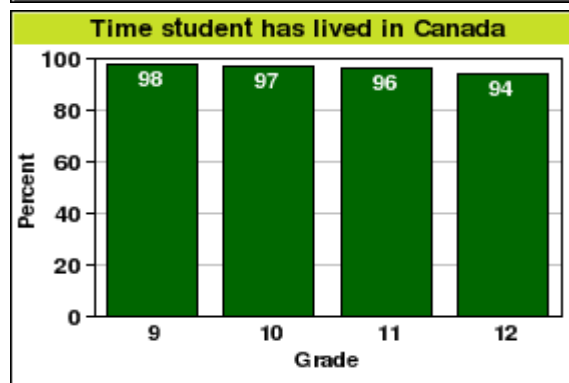
- 12.2% of students in this school have repeated a grade at school.
- 9.5% of the girls and 14.9% of the boys in this school have repeated a grade at school.



### Time student has lived in Canada

Students were born in Canada.

- 96% of students in this school were born in Canada.
- 97% of the girls and 95% of the boys in this school were born in Canada.





# Report on Student Outcomes and School Climate

## NB Schools - Secondary (3259)

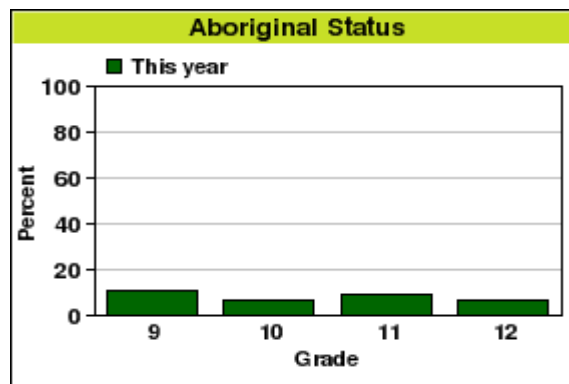
### Carleton North High School Highlights

## Demographic Factors

### Aboriginal Status

Students are of Aboriginal origin, that is, First Nations, Métis, or Inuk.

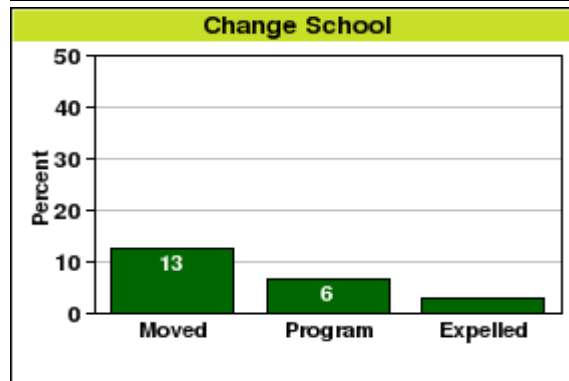
- 8% of students in this school are of Aboriginal origin.
- 6% of the girls and 11% of the boys in this school are of Aboriginal origin.



### Change School

Students have changed schools for reasons below.

- 12.6% of students in this school changed school because they moved.
- 6.5% of students in this school changed school to take advantage of a different program.
- 2.9% of students in this school changed school because they were expelled from their old school.





# Report on Student Outcomes and School Climate

## NB Schools - Secondary (3259)

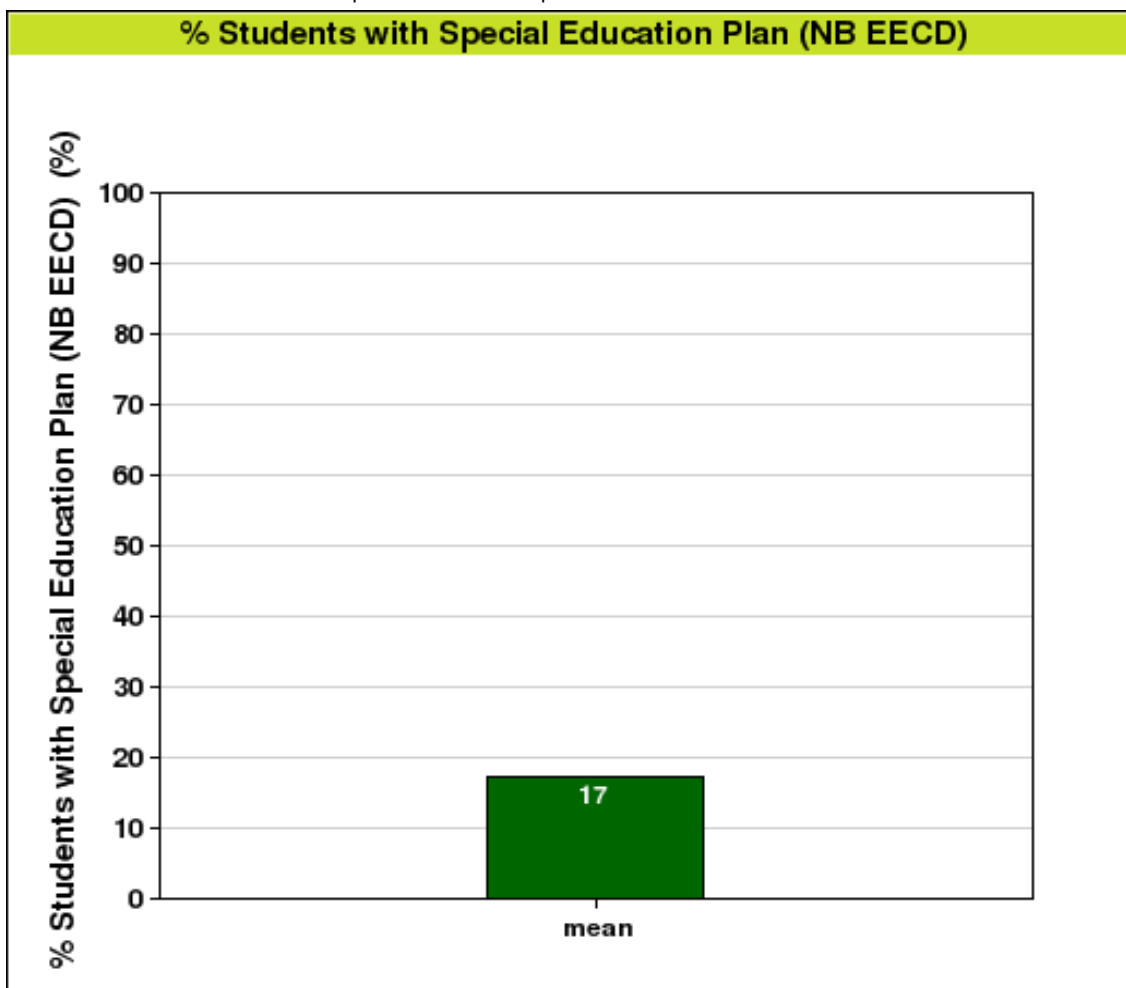
### Carleton North High School Highlights

## Custom Measure

### % Students with Special Education Plan (NB EECD)

Special Education Plan - NB EECD Custom Question

Percentage of students that answer 'Yes' to the question: "I have a Special Education Plan:"





# Report on Student Outcomes and School Climate

## NB Schools - Secondary (3259)

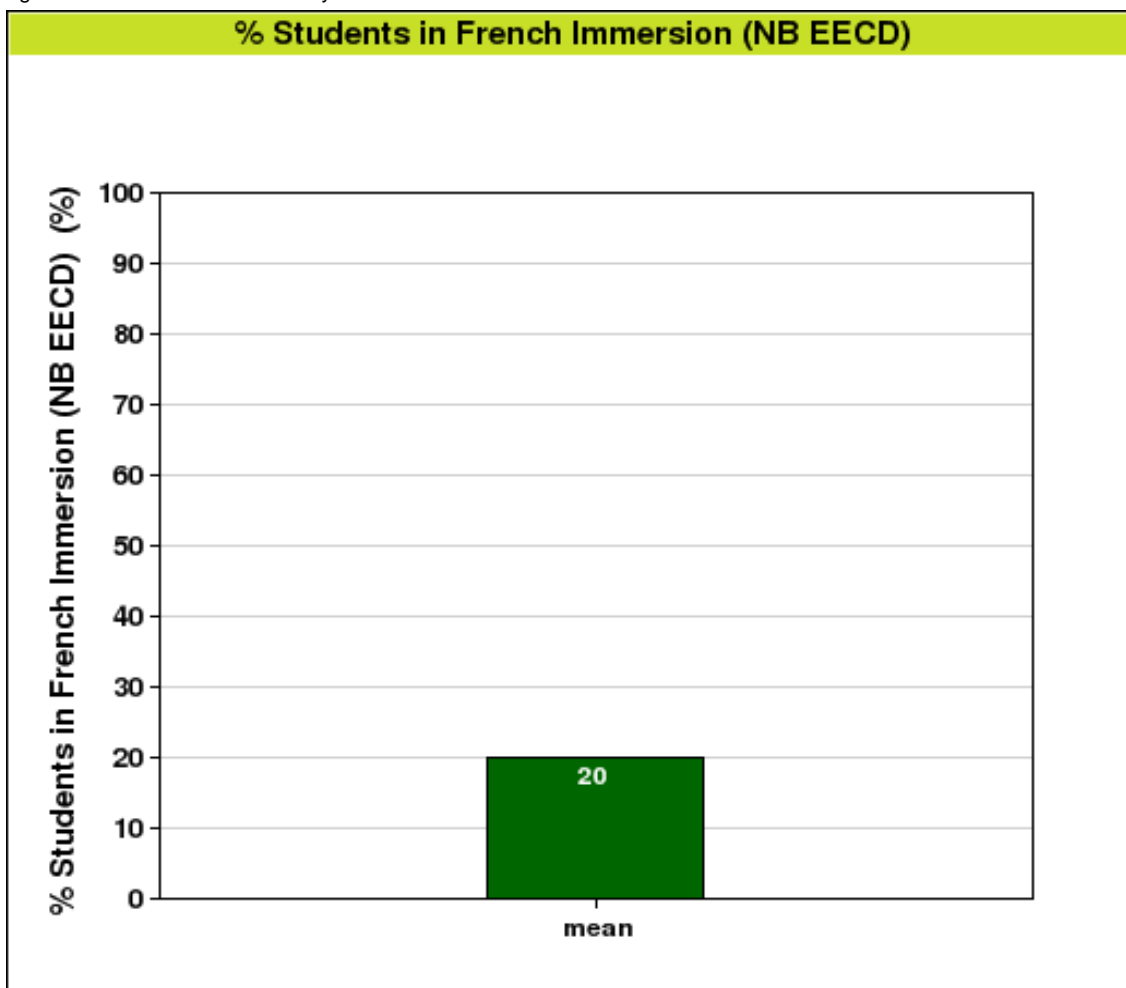
### Carleton North High School Highlights

## Custom Measure

### % Students in French Immersion (NB EECD)

French Immersion - NB EECD Custom Question

The percentage of students that indicated they were enrolled in French Immersion.







# Report on Student Outcomes and School Climate

## NB Schools - Secondary (3259)

### Carleton North High School Highlights

## Custom Measure

### Mean score on Happiness Index (NB EECD)

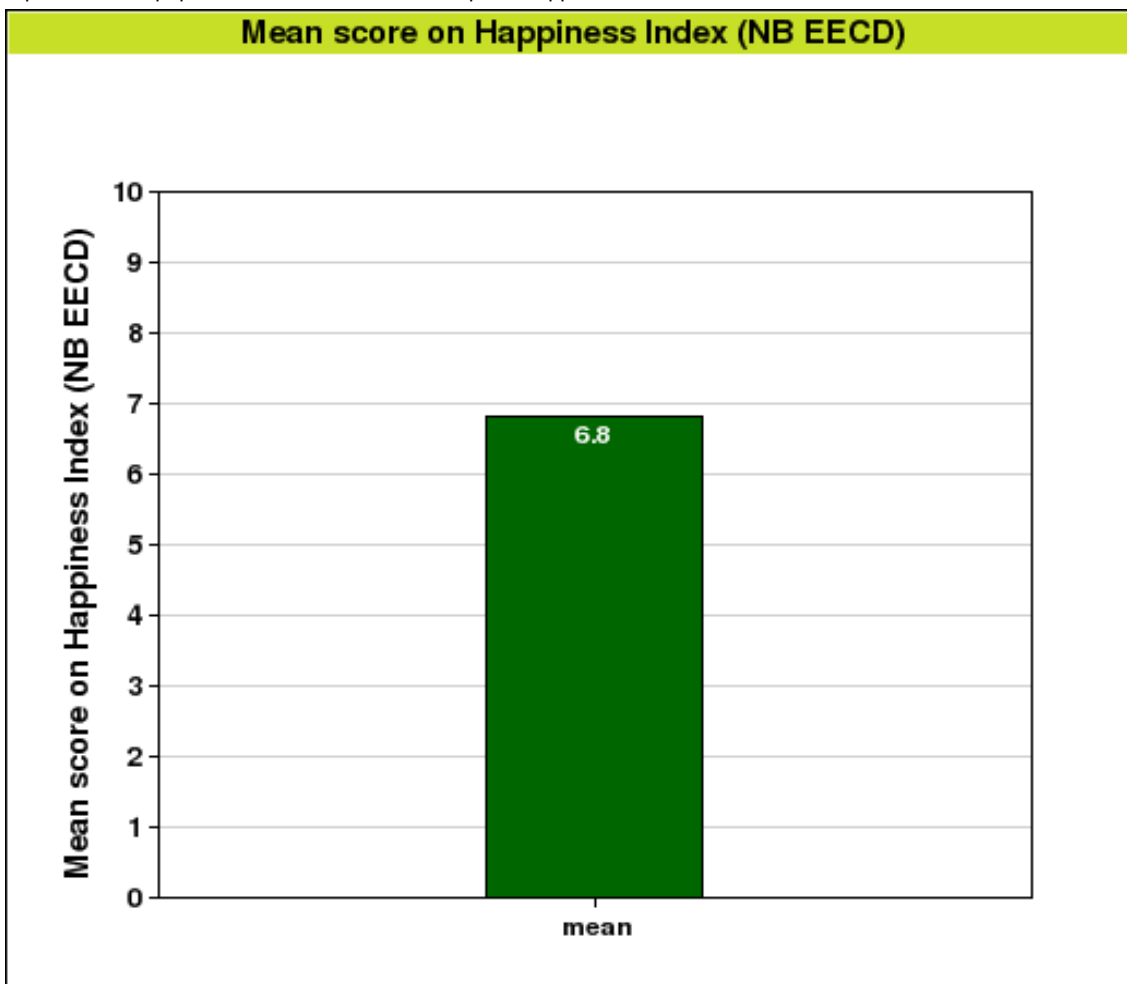
Happiness Index - NB EECD Custom Question

Students are asked:

Where 0 means extremely dissatisfied and 10 means extremely satisfied...

"All things considered, how satisfied are you with your life as a whole nowadays?"

Results are reported as the population's mean score on a 10 point Happiness Index scale.





# Report on Student Outcomes and School Climate

## NB Schools - Secondary (3259)

### Carleton North High School Highlights

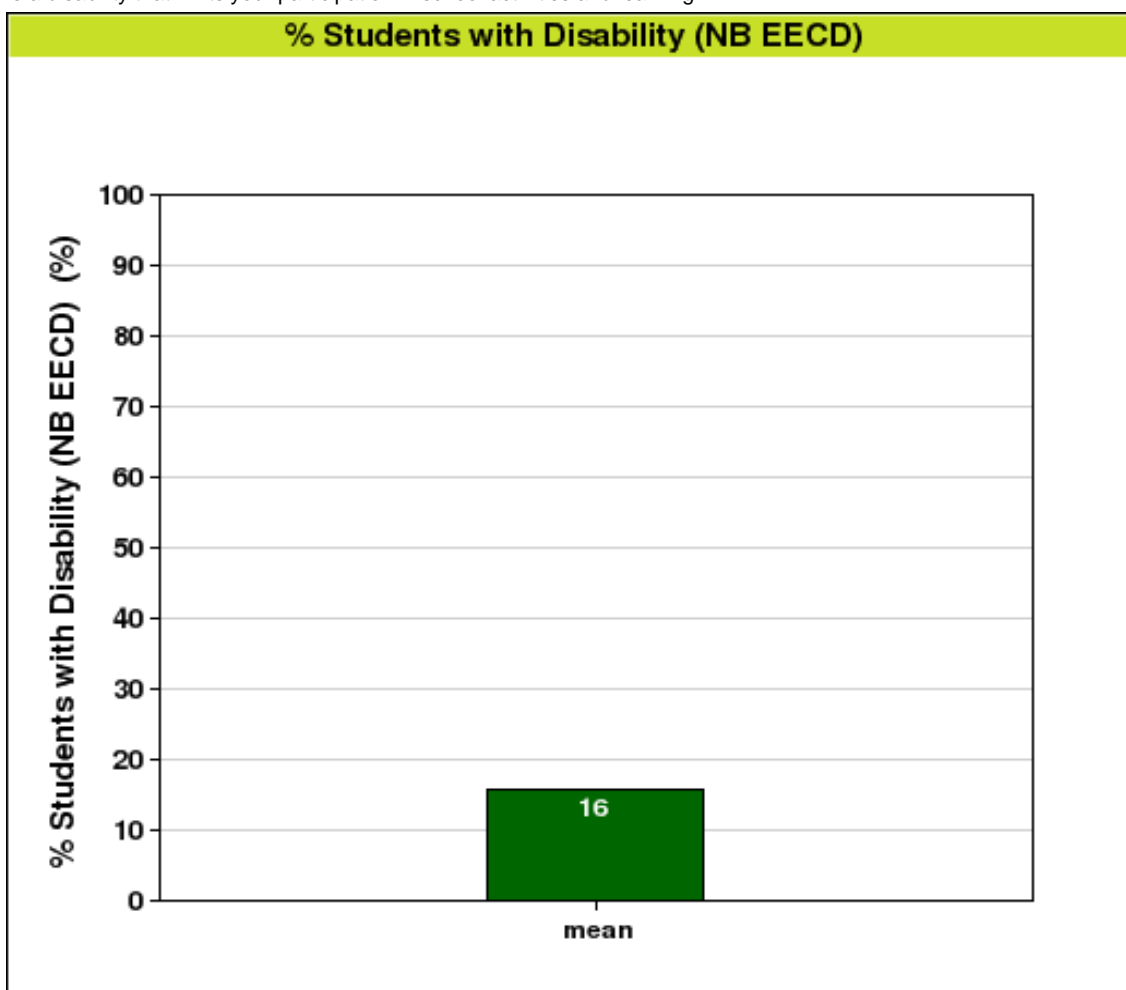
## Custom Measure

### % Students with Disability (NB EECD)

Disability - NB EECD Custom Question

Students are asked:

'Do you have a disability that limits your participation in school activities and learning?'





# Report on Student Outcomes and School Climate

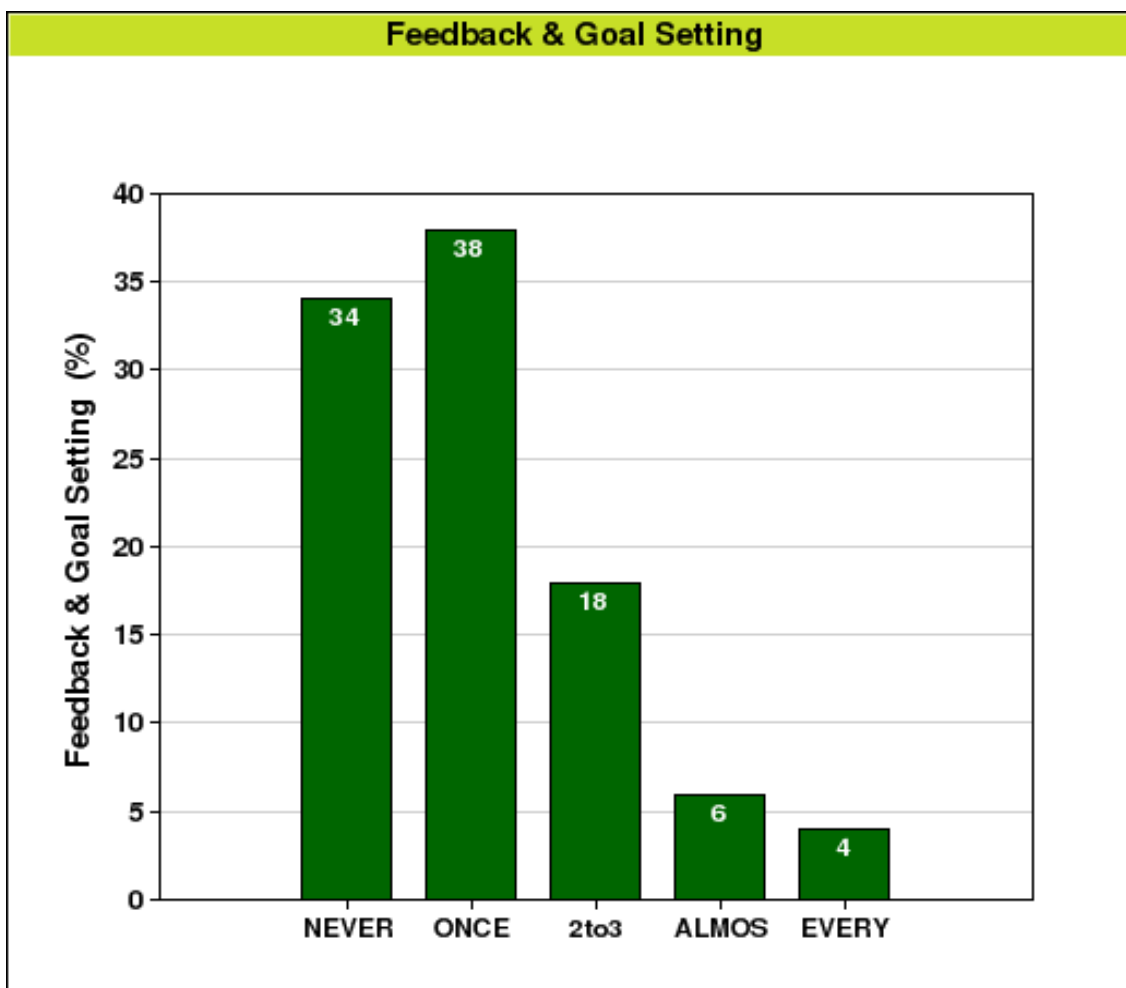
## NB Schools - Secondary (3259)

### Carleton North High School Highlights

## Multiple Choice Question

Students were asked: "My teacher gives me feedback and helps me set goals for my learning."

- Never or Hardly Ever (NEVER)
- About Once a Week (ONCE)
- About 2-3 times a week (2to3)
- Almost Everyday (ALMOS)
- Everyday (EVERY)





# Report on Student Outcomes and School Climate

## NB Schools - Secondary (3259)

### Carleton North High School Highlights

## Multiple Choice Question

Students were asked: "How much time in a typical weekday do you spend: Reading books, eBooks, magazines, comics or newspapers for fun?"

- Less than 10 minutes (0-10)
- 10 to 30 minutes (10-30)
- 30 to 60 minutes (30-60)
- 1 to 2 hours (60-2h)
- More than 2 hours (2h+)

