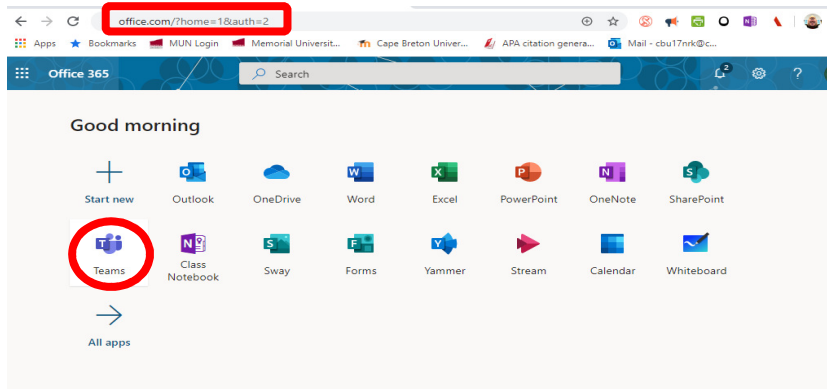



# Joining a Team – Student Guide

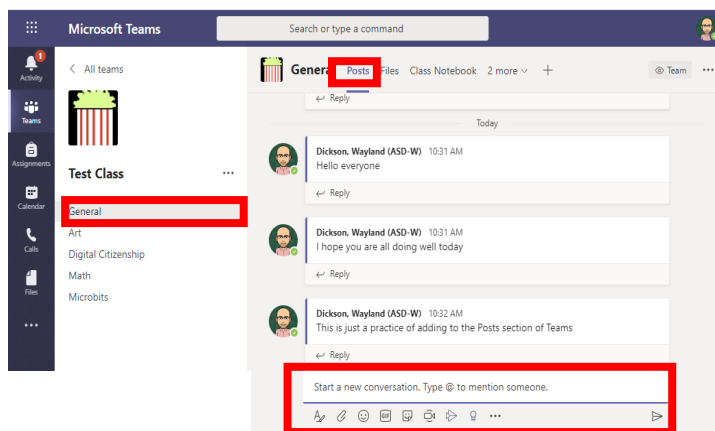
1. Login to office.com. Click “Teams” button.



2. You will see all of your Teams. Click on the name to enter.



3. This is an example of what your Team may look like. You can begin communicating in “Posts” tab



4. [Click here to learn more about Teams \(Microsoft Resource\)](#)