

Gr 3-4 Choice Board June 1-5

Continue reading with your child 20 minutes a day and have them read independently for 30 minutes. Don't forget to continue reading on EPIC!!

Continue playing the math games on Sumdog 20 minutes each day. Challenge your friends to go on and play against you!

Be sure to check the following YouTube link for daily Physical Education activities being posted by Teachers around New Brunswick.

https://www.youtube.com/channel/UCHfjr-8FbAMCYKeYuiSfB5g?view_as=subscriber

Writing



What if you were named principal for the week? What would you do?


Personal Wellness

Watch Inside Out-Feel The Light
(Music Video 🎵 🎧)

<https://www.youtube.com/watch?v=pYNXu2gC9IU>

[C9IU](#)

Read Inside Out on Epic



CHALLENGE: As you watch the music video and/or read the book, make a list of all the different emotions (feelings) you observed and include an emoji face.



Reading



Read "Not a Box"

<https://www.youtube.com/watch?v=qXqFv610g0o>

Draw a picture of a box, then make that box into something else. Let's see how creative you can be! Send me a picture of your masterpiece!

Math Boggle

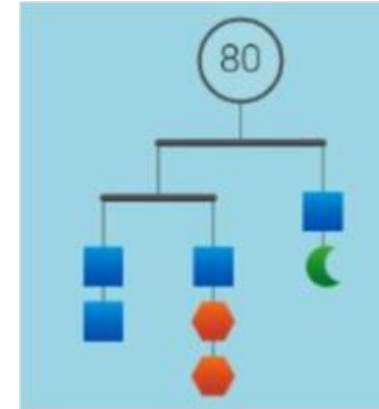
From a deck of cards remove face cards. Lay 16 cards down on the table face-up in four rows and four columns. Set a timer and when you call "Go!", players look to see where they can find equations among the sixteen different cards. Players can write down equations that go vertically, horizontally, diagonally, and even zig-zag, so long as the cards are in order and are touching at a side or corner. For example, if a player finds a 4, 3, and 1 next to each other, they can write " $4 - 3 = 1$ " as an equation, or " $1 + 3 = 4$ " as another equation. However, if the player finds a 3, 4, and 1 in a row, they cannot rearrange the numbers to make " $4 - 3 = 1$ " or " $1 + 3 = 4$ ". Change it up: Make the game more challenging by using all of the cards: add in the Jack, Queen, and King (J=11, Q=12, and K=13)

Personal Wellness



Number Mobile

Find the value of each shape.



Try more puzzles at :

<https://solve.me.edc.org/Mobiles.html>

Sight Words




SIGHT WORD WATER BALLOON TOSS

Materials: Chalk and water balloons

Write your sight words with chalk. After that you say the word and can throw a water balloon on that word. This also can be done as a competition as well!

If you don't have water balloons, try a water gun or a hose! This can also be done on the trampoline!

Art



Materials: 5 smooth flat rocks
5 washable or acrylic paints in;
Red- Anger
Blue- Sadness
Purple- Fear
Yellow- Joy
Green- Disgust

*Additional decorations are optional (glitter, sparkles, etc.)

Please post pictures of your creations on our DFMS Facebook page!!



Math

Buying a Loaf of Bread



Maria went to the bread store to buy a loaf of bread for dinner. She had 2 quarters, 4 dimes, 3 nickels and 2 pennies. The total cost of the bread \$0.82. She promised to make sure she had exactly 1 coin remaining after purchase. Which coins did she have left after buying the loaf of bread?

More explanation on this website:

<https://primaryplayground.net/sight-word-water-balloon-toss/>