



Ginger Bread Play-dough

- 1 cup all purpose flour
- 1/2 cup salt
- 2 tsp. cream of tartar
- 1 tbsp. ground cinnamon
- 2 tsp. ground ginger
- 1 tsp. ground nutmeg
- 2 tbsp. vegetable oil
- 1 cup water



Directions



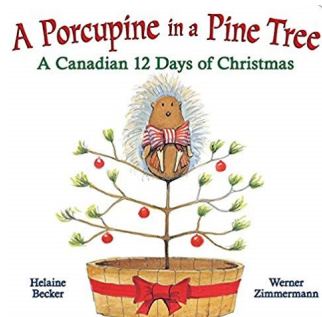

1. In a medium saucepan whisk together dry ingredients.
2. Next mix in the water and oil, and stir until a thick batter is formed.
3. Cook the mixture over low/medium heat until a thick dough forms. As the mixture cooks, it will slowly thicken. It may seem like it's clumping, but this is normal; just keep stirring.
4. When it has reached the consistency of play-dough, take it out of the pan, drop onto parchment paper and knead until smooth.
5. Let cool and store in an airtight container.

Two Little Candy Canes

Way up high on the Christmas tree, (point up)
 Two little candy canes winked at me,
 (two fingers up)
 So I shook that tree as hard as I could
 (pretend to shake a tree)
 And down came the candy canes.
 Mmm, Mmm, Good! (rub tummy)

Gingerbread Man

Mix and stir and pat in the pan,
 (pretend to mix batter)
 I'm going to make you a gingerbread man.
 With a nose so neat, (point to nose)
 And a smile so sweet, (point to mouth)
 And gingerbread shoes on his gingerbread feet.
 (touch feet)



Popsicle Stick Ornament

- 3 popsicle sticks
- White/hot glue
- Pom-poms, buttons, stickers, cotton balls
- Ribbon
- Crayons/markers
- Tape



Directions:

1. Glue the sticks into a triangle
2. Colour the popsicle sticks with crayons/markers
3. Glue the pom-poms/decorations, add stickers OR use the cotton balls to make a Santa hat
4. Tape the ribbon to the top of the tree/hat (on the back)

Here is the Chimney

Here is the chimney
(make a fist, thumb inside fist)
Here is the top
(palm of hand on top of fist)
Open the lid (remove hand quickly)
And out Santa will pop!
(pop thumb out)

Ring Those Bells

(Tune: "Jimmy Crack Corn")

Ring those bells and stomp your feet,
Ring those bells and stomp your feet,
Ring those bells and stomp your feet,
Christmas time is here!

Continue: Ring those bells and: turn around,
jump up high, reach down low, etc.

Ginger Bread Man/Ugly Christmas Sweater

- Brown paper cut into gingerbread shapes OR colored paper cut into sweater shapes
- Pompoms, sequins, buttons, ribbon, stickers, etc.
- Googly eyes
- Glue



Invite your child to decorate a gingerbread man/woman OR an ugly Christmas sweater.
Get the whole family involved! After you make several you could even string them together to make a garland.

From: www.funlearningforkids.com