



Farm Animal Paper Plate

- Paper plate
- Glue
- Tissue paper
- Construction paper
- Scissors
- Googly eyes (optional)



Help your child crumple small pieces of tissue paper then glue all of the paper onto a plate. Cut out ears, faces, noses, etc from construction paper. Glue the face parts onto the plates. Add googly eyes if desired.

Animal Washing Station

- Two plastic tubs
- Water and soap
- Dirt
- Animal toys
- Toothbrush, washcloth



Fill one tub with dirt and the other with soapy water. Have fun getting your animals dirty and then use the toothbrushes and washcloths to give them a bath.

Wheels on the Tractor (Tune: "Wheels on the Bus")

The wheels on the tractor go round and round.
Round and round, round and round.
The wheels on the tractor go round and round,
All around the farm.




Continue with: Farmer on the tractor goes bump bump bump; Engine on the tractor goes puh puh puh; Horn on the tractor goes beep beep beep

5 Clean Squeaky Pigs (Tune: "5 Little Speckled Frogs")

Five pigs so squeaky clean,
Cleanest you've ever seen!
Wanted to go outside and play. Oink! Oink!
One jumped into the mud
And landed with a great, big THUD!

Then there were four clean squeaky pigs. Oink! Oink!

Continue until: "there were no clean squeaky pigs"



Cotton Ball Sheep Mask

- Large paper plate
- Cotton balls
- Construction paper
- Glue
- Scissors



Cut the centre of the paper plate out. Let your child cover the remaining paper plate in cotton balls. Cut ears from construction paper and glue to the mask. Optional: Glue a large popcicle stick to the bottom of the mask to hold on to. *From www.danyabanya.com*

Animal Action Cards

Print animal action cards like these ones from www.modernpreschool.com or make your own! You don't need fancy pictures, simply:



- Buy large popcicle sticks. Write an animal and their action on each. Place sticks in a jar and pull out one at a time.
- Write the animal and their action on piece of construction paper and place in a bag to draw from.
- Place small farm animal toys in a bag. Have your child pull out a toy and then act like the animals!

Here is the Bunny


Here is the bunny with ears so funny,
(two fingers bent like bunny ears)
And here is his hole in the ground. (other fist open)
At the first sound he hears,
He pricks up his ears, (fingers straight up)
And jumps in the hole in the ground.
(put fingers into "hole")

Animals on the Farm


(Tune: "Wheels on the Bus")

The cow in the barn goes moo, moo, moo
Moo, moo, moo; moo, moo, moo
The cow in the barn goes moo, moo, moo
All day long.

Continue replacing the animal and their sounds



Clip-Clop!



by Nicola Smee

