



FLORENCEVILLE ELEMENTARY SCHOOL



At FES our vision is to be a community where everyone is empowered to be lifelong learners.

HOME LEARNING PLAN May 4- May 8 2020

class	4S
Teena Bishop	Marie-pier.savoie@nbed.nb.ca
Sarah Mahar Bridget Nugent	Principal: sarah.mahar@nbed.nb.ca ; Vice-Principal: bridget.nugent@nbed.nb.ca
Cindy Crowhurst	Resource: cynthia.crowhurst@nbed.nb.ca
Dianne Lord	Guidance: dianne.lord@nbed.nb.ca
School	florencevilleelementary@nbed.nb.ca

In accordance with the communication sent from our Minister of Education, Dominic Cardy, on April 2, 2020 Home learning opportunities to support literacy and numeracy outcomes will be made available online weekly by Teachers.

Families are encouraged to:

- Support their children to complete the options below for an average of one hour per day.
- Read aloud with their children daily; and
- consider daily physical activity and free play as an important part of their child's mental health and skill development.

Subjects	Description of Learning Activities
----------	------------------------------------

Literacy

Oral Language- Listening to music and shows in French is a great way to review and develop your oral language. Here are some suggestions of things that you can listen to and watch. (**You can slow the speed of videos down when you are watching YouTube.**)

Listen to these songs:

Savez-vous planter les choux

<https://www.youtube.com/watch?v=iAGV2pcLaAg>

L'arbre est dans ses feuilles

<https://www.youtube.com/watch?v=ZE6tuXy4Xfw>

Le printemps, Matt Maxwell

<https://www.youtube.com/watch?v=yKKWNJ8qsss>

Reading – (Students are encouraged to read in both French and English throughout the week). Talk about books that you read (or movies that you watch) by discussing some of the following questions:

- If you had to pick two main characters in the story, who would they be?
- If you could change the ending to your story, what would you make it?
- What is the main message of the story?
- Are you able to tell me what happens in the beginning, in the middle and in the end?

J'aime les fruits -Alain le Lait

<https://www.youtube.com/watch?v=nJ03KjwiIVM>

Videos/shows to watch:

Do you want to challenge yourself? Watch "C'est pas sorcier: les fruits et les légumes"

<https://www.youtube.com/watch?v=OiD2vU9QqmQ>

Here is a French book that you can listen to on YouTube called Le jardin voyageur.
<https://www.youtube.com/watch?v=wn7d-HrRjZw>

If you do not have French books at home, there are websites that you can access French books. Explore these and read (or listen to) French books that are a "good fit" for you (not too hard, not too easy).

<https://boukili.ca/fr>

<https://www.readinga-z.com/worldlanguages/french/leveled-books/>

Word Work:

-Visit this website to play an archeology deciphering game. (you must first identify the letters associated to the image and then find the word in the grid).

<https://www.lumni.fr/jeu/archeocode>

-Using the gardening word list below (or word wall list) to practice 5 words a day by rolling a dice and following the instructions:

Rouler le mot pour pratiquer l'orthographe

	Écris ton mot dans une phrase.  Mon <u>ami</u> s'appelle Rémi.
	Dessine un dessin de ton mot. arbre = 
	Écris ton mot trois fois.  soleil, soleil, soleil
	Écris ton mot avec les marqueurs 
	Écris le mot sur ton bras avec ton doigt 
	Épèle le mot à voix haute 

Writing – Here are a few writing ideas for this week.

You can choose one to work on throughout the week or a different one each day. If you want to go back to last week's ideas, please do so. Don't forget to make sure that you use capital letters and punctuation where they belong. Think about who will enjoy (or learn from) reading your writing after you are finished.




- ❖ Think of your dream garden. Make a list of seeds you might need to make it a reality. Organize your list in categories and in alphabetical order. (example of categories; fruits, vegetables, flowers, trees)
- ❖ Create a comic strip (template sheet is available at the end of the document or you can create your own) about the steps you might have to take to create your garden.
- ❖ Create a crossword puzzle using the new vocabulary words that you have been learning about gardening.
- ❖ Create a card for your mother or grandmother or even for a special lady in your life for Mother's Day!

Numeracy

Material needed for this project:

Planning a Garden:

This week your challenge is to begin planning a garden. As you begin to make your plans, consider the following questions:

<p>-Paper -Pencil -measuring tools -seed packets (optional)</p>	<ul style="list-style-type: none"> • What type of garden will it be? (Flower, vegetable, herbs, indoor/outdoor) • How big will your garden be? • What will you plant in your garden? • Will you plant seeds or plants? • How far apart do you need to plant your seeds/plants? (How will you find out this information?) • What do you need to do to get ready to plant your garden? • If you are using seeds, are there any that will need started inside beforehand? <p>Sketch out the plans for your garden and include as many details of the above details as possible.</p>				
	<table border="1" style="width: 100%;"> <tr> <th data-bbox="407 722 1015 758" style="background-color: #cccccc;">Math Games</th> <th data-bbox="1019 722 1541 758" style="background-color: #cccccc;">Math Challenge</th> </tr> <tr> <td data-bbox="407 764 1015 1430"> <p>Twenty -one</p> <p>Material needed: 1 to 3 die, paper and pencil</p> <ol style="list-style-type: none"> 1. Roll 3 dice or a dice three times. 2. Using the numbers rolled you can add, subtract, multiply or a combination to make a total as close to 21 as possible. Record your number sentence. 3. Earn 1 point if your number is closer to 21 than your partner's. 4. Earn 2 points if you get exactly 21. 5. After 5 rounds winner has the highest score. <p>French Online Math Games: https://www.jeuxmaths.fr/jeux-de-maths-en-ligne.html</p> </td> <td data-bbox="1019 764 1541 1430"> <p>If one bee helps pollinate 10 plants or flowers in one minute, how many plants or flowers could the bee possibly help reproduce in one hour?</p> <div style="text-align: center;">  </div> <p>Use repeated addition to help you or build on a known multiplication fact.</p> </td> </tr> </table>	Math Games	Math Challenge	<p>Twenty -one</p> <p>Material needed: 1 to 3 die, paper and pencil</p> <ol style="list-style-type: none"> 1. Roll 3 dice or a dice three times. 2. Using the numbers rolled you can add, subtract, multiply or a combination to make a total as close to 21 as possible. Record your number sentence. 3. Earn 1 point if your number is closer to 21 than your partner's. 4. Earn 2 points if you get exactly 21. 5. After 5 rounds winner has the highest score. <p>French Online Math Games: https://www.jeuxmaths.fr/jeux-de-maths-en-ligne.html</p>	<p>If one bee helps pollinate 10 plants or flowers in one minute, how many plants or flowers could the bee possibly help reproduce in one hour?</p> <div style="text-align: center;">  </div> <p>Use repeated addition to help you or build on a known multiplication fact.</p>
Math Games	Math Challenge				
<p>Twenty -one</p> <p>Material needed: 1 to 3 die, paper and pencil</p> <ol style="list-style-type: none"> 1. Roll 3 dice or a dice three times. 2. Using the numbers rolled you can add, subtract, multiply or a combination to make a total as close to 21 as possible. Record your number sentence. 3. Earn 1 point if your number is closer to 21 than your partner's. 4. Earn 2 points if you get exactly 21. 5. After 5 rounds winner has the highest score. <p>French Online Math Games: https://www.jeuxmaths.fr/jeux-de-maths-en-ligne.html</p>	<p>If one bee helps pollinate 10 plants or flowers in one minute, how many plants or flowers could the bee possibly help reproduce in one hour?</p> <div style="text-align: center;">  </div> <p>Use repeated addition to help you or build on a known multiplication fact.</p>				
<p>Other areas of interest/learning experiences</p> <p>Science & Arts:</p>	<p>Science:</p> <p>This week we will be planning a garden. You might already have seeds that are ready to be planted inside your home. Maybe your parents bought seeds from the store, or you collected some while eating fruits or nuts. Or maybe, you went outside and found seeds from dried out flowers or trees.</p> <ul style="list-style-type: none"> • What will you use to plant them in? Will it be plastic containers, newspapers, egg cartons or eggshells maybe? Let me know what you came up with to plant your seeds. • What will you use to get your seeds to start sprouting? Will it be soil you can buy in a bag or dirt you can get outside? Do you even need soil to get your seeds to sprout? Think or research different way you can get seeds to sprout and try it out. • Don't forget to water them! 				

Here are some videos to watch to learn more about planting and growing plants, fruits and vegetables.

- The magic school bus gets planted

<https://www.dailymotion.com/video/x6vejxv>

- These ones are my most favorite ones to watch. It's called garden answer. I learn so much from watching these videos.

<https://www.youtube.com/watch?v=x58akTXlmsY>

Art:

Using recyclable material, make some labels to write to name of the seeds you will be planting and stick them in the soil with your seeds.

**English Language
Arts**

Reading:

Try to read at least 30 minutes each day. I know many of you love to read, so keep it up! If you run out of books at home, don't forget about soraapp.com. You can use the website version or download the **free** app on your tablet or phone. You will need your school username and password to access the books. (*school name is *New Brunswick Department of Education and Early Childhood*- not Florenceville Elementary). Send me an email if you need help!



(this is what the app looks like)

Writing:

Since Mother's Day is this coming weekend, it would be nice if you did a little something special for the mothers and/or grandmothers in your life. Here are a few ideas. Use your creativity.

- Write a poem for her
- Write a letter telling her what you appreciate about her
- Make a comic strip story about her
- Write clues to a treasure hunt for her
- Write a song for her
- Make a card for her
- Make coupons for her
- Write a list of some of the best memories that you have with her

SUGGESTIONS FOR COUPONS

Back rub
Foot rub
Play nice with siblings
Clean up room without complaining
Wash the dishes
Go to bed early
Yard work without complaining
Walk the dog
Help with dinner
Extra Hugs
Extra Kisses
Fold the laundry
Empty the dishwasher
Mom's Choice

DOTS
-n-
SPOTS



Here are some examples of poems:

ACHIEVING DREAMS

*A dream is a seed
The seed of a tree
A tree full of life
And the things you can be
Your dreams are the windows
Through which you can see
A hint of your future
And the things you will be
Each night when you sleep
You're feeding the seed
The seed of the tree
Of who you will be.*


Jennifer Genereux Davis

M is for making sure I don't get into trouble
O is for offering to help me with my science projects
T is for talking to me when I need you to listen
H is for helping me with my homework
E is for everything else that you do for me!
R is for really special mom

Happy Mother's Day!

I would love to hear from you. If you can, send me an email at sarah.mahar@nbed.nb.ca. Tell me how you have been passing the time, what you are reading or even share some writing! Take care- miss you all.

<p>Mindfulness</p>	<p>Here are three ideas of things you can do to help you feel calm, relax and mindful during spring.</p> <ul style="list-style-type: none"> • Turn-on your “Spidey senses,” or the super-focused senses of smell, sight, hearing, taste, and touch that spiders use to keep tabs on the world around them. Pause and focus your attention on the present, open your awareness to the information you are sensing. • Have a ‘mindful’ snack by describing the smell, texture and taste of the food. • Explore gratitude by going back and forth with a family member (for as long as you can!) to name as many things possible that you are grateful for.





fleur



panier



flaque d'eau



chenille



veau



fourmi



rose



poussin



canard



agneau



râteau



parapluie



bourgeons



graines



plante



vent



escargot



coccinelle



bicyclette



grenouille



cygne




oeufs



tournesols



canetons



LE PRINTEMPS

MÉTÉO

Follow us @ acupoffrench



le soleil
Le soleil brille.
Il fait beau.



la pluie
Il pleut.



un arc-en-ciel
Il y a un arc-en-ciel.



la fonte des neiges
La neige fond.




une éclaircie
Le ciel se dégage.



un nuage
Il y a des nuages.
Il fait gris.
Il fait mauvais.



Crossword Puzzle Grid



MA BANDE DESSINÉE:

A blank comic strip template consisting of six rectangular panels arranged in three rows and two columns. The panels are empty, intended for drawing a story.