



# FLORENCEVILLE ELEMENTARY SCHOOL



At FES our vision is to be a community where everyone is empowered to be lifelong learners.

## HOME LEARNING PLAN June 1-5, 2020

Laurea Shaw	<a href="mailto:Laurea.shaw@nbed.nb.ca">Laurea.shaw@nbed.nb.ca</a> , (H) 506-375-4779, (C) 506-323-2214
4/5 Shaw	Class blog: <a href="https://spoirier.edublogs.org/">https://spoirier.edublogs.org/</a>
Sarah Mahar Bridget Nugent	Principal: <a href="mailto:sarah.mahar@nbed.nb.ca">sarah.mahar@nbed.nb.ca</a> ; Vice-Principal: <a href="mailto:bridget.nugent@nbed.nb.ca">bridget.nugent@nbed.nb.ca</a>
Cindy Crowhurst	Resource: <a href="mailto:cynthia.crowhurst@nbed.nb.ca">cynthia.crowhurst@nbed.nb.ca</a>
Dianne Lord	Guidance: <a href="mailto:dianne.lord@nbed.nb.ca">dianne.lord@nbed.nb.ca</a>
School	<a href="mailto:florencevilleelementary@nbed.nb.ca">florencevilleelementary@nbed.nb.ca</a>

Subjects	Description of Learning Activities
----------	------------------------------------

### Literacy

**This week we will do some virtual traveling!!**

**Oral Language-** Listening to music and shows in French is a great way to review and develop your oral language. Here are some suggestions of things that you can listen to and watch. (**You can slow the speed of videos down when you are watching YouTube.**)

**Chansons:**

Compilation vidéos pour enfants

<https://www.youtube.com/watch?v=peUqPaI89hc>

Au Canada

<https://www.youtube.com/watch?v=CfzPwQw--20>

**Listen to these videos as we travel virtually around the world:**

**Reading – (Students are encouraged to read in both French and English throughout the week). Talk about books that you read (or movies that you watch) by discussing some of the following questions:**



Pendant la lecture, pose-toi des questions. Quand tu trouves les réponses, écris-les. \*On peut trouver les réponses avec des mots ou avec des images!

Titre du livre =

Questions:

Réponses:

Compréhension en lecture

National Geographic Kids is a great site to go on to tour many countries in the world. Let's start with Canada!

<https://www.youtube.com/watch?v=-N7g5dIN0i0>

And let's not forget our capital:  
Ottawa - la capitale du Canada - Version internationale | Tourisme Ottawa

<https://www.youtube.com/watch?v=Chp76aJmxbU>

Let's move on to Egypt!

Egypt: Nile River / Are We There Yet?

<https://www.youtube.com/watch?v=gIEBxUm1WAK>

Egypt: Mummies – Travel Kids in Africa

<https://www.youtube.com/watch?v=28QOM7oZQKg>

**Défi littéraire** : Trouve les mots de mon voyage dans la grille de mots mêlés. Pour un défi encore plus amusant, tu peux créer ta propre grille de mots mêlés et demande à un membre de ta famille de trouver les mots qui sont cachés!

(Full size version of the crossword is with other attachments below).

Créer des liens avec l'histoire

Titre de l'histoire: \_\_\_\_\_

L'histoire me fait penser à...

Je visualise pendant la lecture!

Imagine que tu es un personnage dans le livre. Qu'est-ce que tu vois?

Qui vois-tu? Quels objets vois-tu? Quel temps fait-il? Dessine et colorie.

Le titre du livre: \_\_\_\_\_

**While reading your book, try to make as many connections as you can with books you have read, movies you have seen, or events that has happened to you in the past.**

See what you will come up with, even if it sounds a little bizarre!

**Read the following French books:**


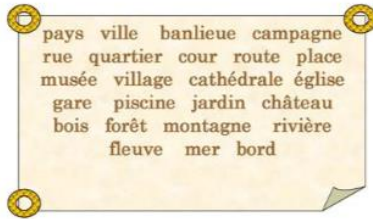
- **Des amis autour du monde**

<https://www.readinga-z.com/books/leveled-books/book/?id=101&langId=2>

- **Des chaussures de partout dans le monde**

<https://www.readinga-z.com/books/leveled-books/book/?id=917&langId=2>

# Mon Voyage



## Word Work:

- Utilise le lien ci-dessous pour jouer un jeu sur "l'ordre alphabétique" des mots!  
<https://micetf.fr/ruche-mots/>
- Using any word list of your choice (words from mon voyage above, lists from older lesson plans, words from the game "L'ordre alphabétique")

## Writing – Here are a few writing ideas for this week.

You can choose one to work on throughout the week or a different one each day. If you want to go back to last week's ideas, please do so. Don't forget to make sure that you use capital letters and punctuation where they belong. Think about who will enjoy (or learn from) reading your writing after you are finished.

- Utilise le site si dessous pour explorer le monde. Pense à un endroit que tu aimerais visiter. Écrit pourquoi tu aimerais visiter cet endroit.  
<https://www.google.com/earth/education/>
- Fait une liste d'activité de ce que tu aimerais faire durant ta visite.
- Créer un nouveau mot croisé en utilisant les mots d'endroit que tu as trouvé sur google earth.

- Decorate or illustrate your words.



**S'amuser avec les mots**

1	2	3
Écris le mot <b>3</b> fois.	Écris le mot avec des lettres <i>bizarres</i> .	Écris le mot en <b>images</b>
4	5	6
Écris le mot avec les <b>voyelles en rouge</b> et les <b>consonnes en bleu</b> .	Écris le mot avec des points sur les lettres.	Écris le mot avec des lettres <b>MAJUSCULES</b> .
7	8	9
Écris le mot avec des lettres <b>minuscules</b> .	Écris le mot avec une régularité <b>AB</b> de couleur.	Écris le mot en écriture cursive.

- Écrit une fin différente que tu aurais préféré de ton livre.
- D'écrit qu'est-ce qui se passe avec les graines que tu as plantées.

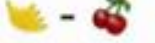
Une Devinette

Quel est le dessert préféré des araignées ?

La mouche au chocolat

Numeracy

Choice board

<p><b>Mental Math</b></p> <p>The answer is 250. What might the question have been?</p> <p>List different questions that have an answer of 250. Can you think of questions for each operation? +, -, x, ÷</p>	<p><b>Insect Symmetry</b></p> <p>Take a walk outside. Investigate and observe closely any symmetry you may notice with insects such as beetles, spiders, ants, moths and butterflies. Is there symmetry in their body, legs, wings or color design? Draw and describe what you have noticed. Perhaps you may want to design your own symmetrical insect.</p> <p><a href="#">Art Idea – Symmetrical Insects</a></p>	<p><b>Ice Cream Graph</b></p> <p>Interview family and friends to find out their favourite flavour of ice cream. Create a bar graph or pictograph to show the results. <a href="#">Sample graphs.</a></p>
<p><b>Let's Get Cooking!</b></p> <p>Measure ingredients for a recipe. Notice the units of measure. If you used fractions in your recipe, what would be the size of the "whole"?</p> <p>Want a challenge? Try doubling the recipe.</p>	<p><b>What Do You Notice?</b></p> <p>Write at least 3 different things that you notice about the Lego.</p>  <p><a href="#">Other images to try!</a></p>	<p><b>Area of Garden</b></p> <p>The area of a rectangle garden is 24 m<sup>2</sup>. What could be the possible dimensions of the garden? List different possibilities.</p> 
<p><b>Number Riddle</b></p> <p> = 18</p> <p> = 14</p> <p> = 2</p> <p> = ?</p> <p>Create another number riddle for someone to solve.</p>	<p><b>Telling Time</b></p> <p>Practice reading time on a digital and analogue clock. Challenge yourself to read the time different ways:</p> <p>6:45 p.m. 15 minutes to 7 quarter to 7</p> <p>What would this time be on a 24-hour clock?</p>	<p><b>Play a Game</b></p> <p>Enjoy playing a favorite card or board game at home: Checkers, Chess, Yahtzee, Battleship, Sudoku, Crazy Eights, Crib. You may want to complete a jigsaw puzzle or play I Spy by describing an objects' attributes and geometrical form – cube, prism, cylinder, sphere.</p>

**Math Games**

*Kaboom*





Using popsicle sticks or any other types of sticks, pick a few math facts (additions, subtractions, multiplications or divisions) that you and your child want to work on.




Write the facts on one end of the stick and the answer on the back or on the other end of the stick.




On a select few sticks, write the words KABOOM.




Take turns picking a stick, reading the math fact & answering.


**Math Challenges**

 ×  ×  = 

 ×  ×  = 27

 ×  ×  = 18

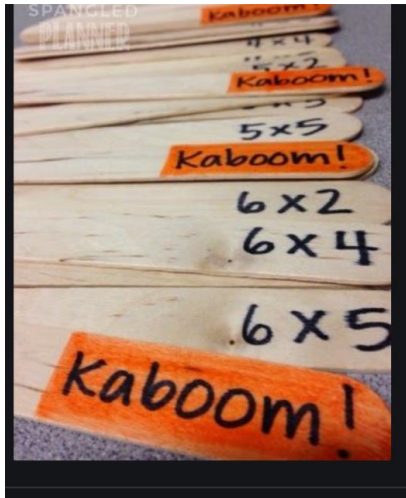
 +  +  = ?

*How would this problem change if you took away the numbers and were only told that the  equals zero?*



If the answer is correct, keep the stick. If the answer is incorrect, place stick back in the jar / container.

If you pick a KABOOM stick is pulled out, the person who pulls it out must put all of their collected sticks back in the jar / container & the game continues.



In the triangle below, the sum of the four values on each side is 17. Using each of the values beneath the triangle only once, assign a number to each emoji that completes the triangle.



3 4 5 6 7 8 9

In the triangle below, the sum of the four values on each side is 17. Using each of the values beneath the triangle only once, assign a number to each emoji that completes the triangle.



3 4 5 6 7 8 9

Check out the FREE app **Prodigy Kids Math Games** or you can play this fun game online <https://www.prodigygame.com>

Other areas of interest/learning experiences

Science & Art & Mindfulness

Here are a few activities to choose from this week. Can you try at least one from each row?

### GLITTER JAR

- ★ Finding a jar or plastic bottle and allow your child to decorate it however they like.
- ★ Fill the bottle up 3/4 of the way with water. Next, add clear glue, food coloring, and glitter then shake.
- ★ Seal the lid and you are ready to go.

Visit this website to learn about different countries:

<https://www.kids-world-travel-guide.com/>

What countries would you like to visit? Why would you like to visit this country?

Did you know that the New Brunswick Museum has some **virtual exhibitions**? You can visit their site to see them: <https://www.nbm-mnb.ca/virtual-exhibitions/>

**Growth Mindset video:**  
<https://www.youtube.com/watch?v=EIVUqv0v1EE>



PRINTABLE POSTER @ CHILDHOOD101.COM

**MUSCLE RELAXATION**

1. Starting at the feet, gently squeeze the muscles in the feet by tightening them, then slowly releasing.
2. Next, squeeze the large muscles in the calves for 5 seconds, then gently release. Working your way up the body, squeeze the thigh muscles for 5 seconds then gently release.
3. Continue moving up the body for more relaxation.

This article provides links to 10 virtual art gallery exhibits around the world.  
<https://www.theguardian.com/travel/2020/mar/23/10-of-the-worlds-best-virtual-museum-and-art-gallery-tours>



**Review from Grade 3 &4:**  
**-Can you name all the provinces/territories and their capitals? Which province or territory would you like to visit? What would you do there?**

[http://www.yourchildlearns.com/canada\\_map.htm](http://www.yourchildlearns.com/canada_map.htm)

Listen to this podcast:  
**Benjamin Makes a Splash With His Abstract Art**

*Zara and Leo are on a mission to hear from YOU. Listen to the mini-episodes as Big Life Kids (our listeners) from across the world tell us about their amazing adventures. In this episode, our listener Benjamin uses abstract art to find beauty in imperfect things and Zara and Leo create their own imperfect journals.*

<https://biglifejournal.com/pages/podcast>

**There are so many beautiful trees in blossom. Take a sketch pad and pencil outside and sketch what you see.**



Visit this site for more mindfulness activities for kids: <https://biglifejournal.com/blogs/blog/5-fun-mindfulness-activities-children-breathing-exercises>

**English Language Arts**


Here are some English Language Arts activities for you to choose from over the next three weeks (May 25<sup>th</sup> - June 12<sup>th</sup>). Try to choose 2-3 to do each week.

Find a nice cozy place to read in the sun.



**What do you want next year's teacher to know about you?** Create something that we can pass along to that teacher to let them know a little about you. You could write, draw, make a video...the opportunities are endless.

Learn how to draw Snug from DOG MAN by watching this video.



[https://www.youtube.com/watchlist=PLtCDOmMCDvag8ZvzN6eVRgFZJZGpvvzvt&time\\_continue=2&v=6jZHKkHNROA&feature=emb\\_logo](https://www.youtube.com/watchlist=PLtCDOmMCDvag8ZvzN6eVRgFZJZGpvvzvt&time_continue=2&v=6jZHKkHNROA&feature=emb_logo)

What is a book that you have read lately that you would recommend to



others? Create something to share with others about that book.

Some ideas: a video clip, a poster, a write up, a comic.

Read some news on



<https://www.cbc.ca/kidsnews/>

Snuggle up and read with your cat, dog or stuffed animal.



Select a favourite recipe to follow and cook supper for your family. You could even create place cards so they will know where to sit!



**Create a skit/play to perform in front of your family. Have your siblings or stuffed animals join in the fun! You could even film your skit and send to others!**



Create a summer "bucket list" of things you hope to do this summer. They don't have to be expensive or far away...watch a beautiful sunset, go on a hike, learn to make/do something new...





## French Travel Words

At the airport / à l'aéroport

AIRPLANE                      UN AVION

TICKET                         UN TICKET

AIRPORT                      UN AÉROPORT

FLIGHT                        UN VOL

BAGGAGE                    LES BAGAGES

ARRIVALS                    LES ARRIVÉES

DEPARTURES                LES DÉPARTS

BOARDING PASS            LES CARTES  
D'EMBARQUEMENT

CARRY-ON  
LUGGAGE                    LES BAGAGES À  
MAIN

AIRLINE                      UNE COMPAGINE  
AÉRIENNE

TALK  
IN FRENCH

Find [more vocabulary](https://talkinfrench.com/french-vocabulary-at-the-airport/) related to this topic on  
[talkinfrench.com/french-vocabulary-at-the-airport/](https://talkinfrench.com/french-vocabulary-at-the-airport/)

# French Summer Vocabulary

L'ÉTÉ ... SUMMER

LES VACANCES ... VACATION

VOYAGER ... TO TRAVEL

JUIN ... JUNE

JUILLET ... JULY

AOÛT ... AUGUST

LE PARC ... THE PARK

UN PIQUE-NIQUE ... A PICNIC

DE LA GLACE ... SOME ICE CREAM

LA PLAGE ... THE BEACH

LA MER ... THE SEA

L'OcéAN ... THE OCEAN

NAGER ... TO SWIM

LE JARDIN ... THE GARDEN

UNE FLEUR ... A FLOWER

COURRIR ... TO RUN


JOUER ... TO PLAY

LE SOLEIL ... THE SUN

LES NUAGES ... THE CLOUDS

LE CIEL ... THE SKY

# Crossword Puzzle Grid



RECETTE : \_\_\_\_\_

Explications :

\_\_\_\_\_  
\_\_\_\_\_  
\_\_\_\_\_  
\_\_\_\_\_  
\_\_\_\_\_  
\_\_\_\_\_  
\_\_\_\_\_  
\_\_\_\_\_  
\_\_\_\_\_  
\_\_\_\_\_  
\_\_\_\_\_  
\_\_\_\_\_  
\_\_\_\_\_  
\_\_\_\_\_  
\_\_\_\_\_  
\_\_\_\_\_  
\_\_\_\_\_  
\_\_\_\_\_  
\_\_\_\_\_  
\_\_\_\_\_



Ingrédients :

\_\_\_\_\_  
\_\_\_\_\_  
\_\_\_\_\_  
\_\_\_\_\_  
\_\_\_\_\_  
\_\_\_\_\_  
\_\_\_\_\_  
\_\_\_\_\_



\*Facultatif, l'adresse mail ne sera pas diffusée

Auteur\* : \_\_\_\_\_

Adresse e-mail\* : \_\_\_\_\_ @ \_\_\_\_\_ . \_\_\_\_\_



**MERCI !**

**Semaine Bleue 2016**  
Médiathèque Louise Michel  
26270 Livron/Drôme