



At FES our vision is to be a community where everyone is empowered to be lifelong learners.

PRIMARY HOME LEARNING PLAN

Grade:	Kindergarten/Grade 1	Rachel Doucette
TEACHER	Rachel.Doucette@nbed.nb.ca	
Sarah Mahar Bridget Nugent	Principal: sarah.mahar@nbed.nb.ca ; Vice-Principal: bridget.nugent@nbed.nb.ca	
Cindy Crowhurst	Resource: cynthia.crowhurst@nbed.nb.ca	
Dianne Lord	Guidance: dianne.lord@nbed.nb.ca	
School	florencevilleelementary@nbed.nb.ca	

In accordance with the communication sent from our Minister of Education, Dominic Cardy, on April 2, 2020, Home Learning Opportunities to support literacy & numeracy outcomes will be made available online weekly by Teachers.

Families are encouraged to:

- Support their children to complete the options below for an **average of one hour per day.**
- Read aloud with their children daily.
- Consider daily physical activity and free play as an important part of their child's mental health and skill development.



Everything on this plan is also on the Web Page.
Please Visit Mrs. Doucette's Primary Concerns
<https://mrsrdoucettefes.weebly.com/>

Dear Parents: Just pick what works for you. Do what you can and have fun.

Literacy

3to3 [Link to my 3to3 Weebly Page: Click Here](#)

Mousie Brown	Cows in the Meadow	Story: The Dawn
3 to 3 with Mrs. Little	K Week 4	Gr 1 Week 4

Word Work

Sight Word Activity: Write some of your sight words on plain paper with white crayon. Press hard to get lots of crayon wax on the paper. Then paint over the words with water colour paints to make them show up.



Grade 1 Word Families: Keep Practicing these words

igh			y			ie	
sigh	right	bright	by	fly	why	tie	cried
high	tight	fright	my	cry	shy	lie	fried
light	night	tonight	try	dry	sky	pie	cries
fight	flight	might	fry	spy		die	fries

Long /i/ sound pictures and videos

igh	y	ie
<p>night</p>	<p>cry</p>	<p>pie</p>
<p>https://www.youtube.com/watch?v=Q7REt5TIHp4</p>	<p>https://www.youtube.com/watch?v=Ew5gLubejSs</p>	<p>https://www.youtube.com/watch?v=nF2MaR7_J8Q</p>



Long /i/ word game

SNAKES & LADDERS

i.e ie igh y sounds like i

24 hive	25 tried	26 python	27 twine	28 sight	WINNER!
23 tight	22 nylon	21 pie	20 drive	19 lie	18 why
12 flies	13 try	14 vine	15 supply	16 spies	17 glide
11 slight	10 white	9 die	8 fly	7 cried	6 reply
START	1 sly	2 might	3 hide	4 tie	5 spy

by Busy Bee Studio

Blending Practice (The Vowels are all mixed up so you need to pay attention)

Touch each dot and say each sound. Then blend the sounds and read the word. 6

him	van	hen	dad	sum	sit
hog	hid	not	mud	bit	fun
men	kit	bin	run	pad	wet
fog	tub	jam	sun	sob	sad






u_e

Name: _____

Tule the Mule

My mom and dad got me a gift. It is a pet. They got me a mule! He is huge. I named



my mule Tule. Today I gave him some ice cubes. My mule was licking the ice cubes. It was so cute. I am glad my mom and dad gave me a gift I can use!

Tule makes me smile!



① What did mom and dad get her?

② What did she give her mule?

③ What does Tule make her do?



Reading Response

Clouds are so cool.

They come in many shapes with many different jobs. Listen to the story of Little Cloud to see what kinds of things he enjoys. [Click here.](#)

Little Cloud by Eric Carle



Make a Cloud Painting

You need:

- Blue Paper
- White Paint
- Cotton Balls
- Cloud Template

Steps:

1. Make a cloud template from paper.
 2. Place template on top of blue paper.
 3. Use cotton balls to dab the white paint on the paper.
 4. Peel off the template and see your cloud.
- ***Try different shape templates and make shapes like Little Cloud.*



Little Cloud Art Project



1. What are some of the shapes little cloud changed into?
2. What happens when he joins the other clouds?
3. Do you watch the clouds? What shapes do you see?
4. Do clouds have jobs? Some give us rain, but what else do clouds do?
5. What are clouds made of?

Writing

Can you make a book? You can do a report, story, recount, opinion, or even procedure.

Title Page	Beginning Page	Middle Page	End Page
<p><u>The Sun</u></p> <p>by Rachel</p>	<p><u>The sun is in space.</u> <u>The sun is a star.</u></p>	<p><u>The planets go around the sun. It is called the solar system.</u></p>	<p><u>The sun gives us heat and light. I think the sun is amazing!</u></p>
<p><u>How to Wash your Hands</u></p> <p>by Rachel</p>	<p><u>First, turn on the water and get your hands wet.</u></p>	<p><u>Next, put soap on your hands. Rub the tops, bottoms, the fingers and thumbs, and make bubbles.</u></p>	<p><u>Then, use water to get all the soap off. Soap makes the germs go down the drain. Bye bye, germs!</u></p>
<p><u>Ethan Broke his Arm</u></p> <p>by Rachel</p>	<p><u>Two years ago, Ethan fell off a swing and hit his arm. It hurt!</u></p>	<p><u>The doctor took an xray and the bone was broken.</u></p>	<p><u>After 8 weeks, the bone was healed, and the cast came off. Ethan was happy!</u></p>



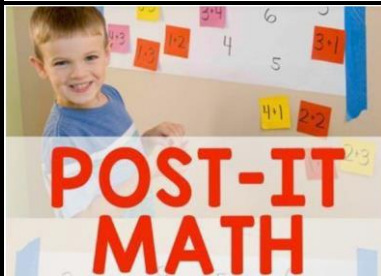
Numeracy

Counting and Numbers

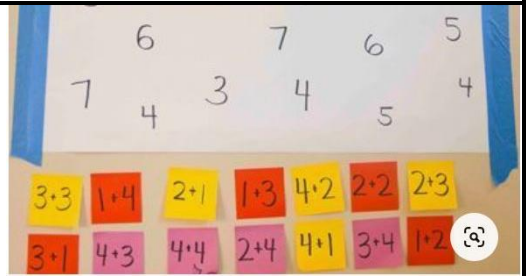
Watch me do this: [Click Here](#)

Part-Part-Whole Lady Bug

1. Draw a ladybug. It needs to be as big as your paper. It also needs a big round body split down the middle with a line, 6 legs, and a head.
2. Now add some colour. Ladybugs have red bodies and back legs and a black head.
3. Cut out 10 black dots. Choose a number from 2-10 and make all the combinations you can.






On a large sheet of paper write down the numbers 3-10. Write some of them more than once. On sticky papers, write down number sentences. Have your child solve and cover the number with the sticker paper.



Shape


Let's look for 3D Shapes in your house.

Can you find some cubes in your house? Can you find some cones and spheres? Can you find a cylinder and some rectangular prisms? Shapes make up our world. They are everywhere. You won't need to look for very long to find the ones you are looking for. Here are some examples.



Here is a fun story about shapes and how some mice use them to build objects.

[Click here](#) to listen to the book.



Now, can you make a mouse puppet out of shapes?





Outdoor Learning

Leaf Rubbings

You Need:

- Leaves
- Crayons
- Paper

Steps:

1. Find several leaves
2. Put your leaf under your paper.
3. Rub your crayon over the leaf. It works best if your crayon is sideways.
4. Try other things like pavement, patio stones, grass, tree bark, coins, grains of sugar, etc.



Make Explore Create

Candy Rainbow Activity

You need:

- A light coloured plate
- Skittles
- Water

Steps:

1. Arrange your skittles in a circle
2. Pour water on the plate. Not too much. Just enough to cover the plate.
3. Wait and watch as the colours leak away from the candies?
4. Why do you think that happened?



Wellness

FAN-A-WAR

Get Ready: 1 Paper Plate (Piece of Cardboard or a School Folder) per Player, Center Line (2 Shoes or Cups will work) 1 Ping Pong Ball or a Balloon

Get Set: Create a center line on a table or the floor. Place the balloon or ball on the center line. Both players across from each other with the centerline in between them.

GO!

- This event is called Fan-a-War.
- The object of this game is to keep the ball on the opponent's side of the center line. You will have 1 minute.
- On the start signal, begin fanning the ball toward your opponent's side of the center line and away from your side.
- Continue for 1 minute. Score 5 points if the ball is on your opponent's side.
- Play and score 2 rounds and then write your score down on the official Field Day Score Card.



FLIP YOUR LID

Get Ready: Kitchen Spatula, 1 Tupperware/Plastic Lid

Get Set: Place the lid facing up on a table or floor. Get your spatula ready for some lid flipping!

GO!

- This event is called Flip Your Lid.
- The object of this game is to flip your Tupperware lid upside down to earn points.
- Place the lid facing up on the table or floor, then slide the spatula under and flip the lid in the air. Let it land flat on the table or floor.
- Score a point for every lid that you flip upside down (0 points if it lands right-side up).
- Quickly reset the lid each time you flip it.
- You will have 1 minute to see how many times you can flip the lid upside down.
- Write your score down on the official Field Day Score Card.



French

[Click here](#) for a song to help you learn to say some French Greetings.



3:05

Patterns

[Click here](#) for a pattern video playlist.

