



FLORENCEVILLE ELEMENTARY SCHOOL



At FES our vision is to be a community where everyone is empowered to be lifelong learners.

PRIMARY HOME LEARNING PLAN

Grade:	Kindergarten/Grade 1	Rachel Doucette
TEACHER	Rachel.Doucette@nbed.nb.ca	
Sarah Mahar Bridget Nugent	Principal: sarah.mahar@nbed.nb.ca ; Vice-Principal: bridget.nugent@nbed.nb.ca	
Cindy Crowhurst	Resource: cynthia.crowhurst@nbed.nb.ca	
Dianne Lord	Guidance: dianne.lord@nbed.nb.ca	
School	florencevilleelementary@nbed.nb.ca	

In accordance with the communication sent from our Minister of Education, Dominic Cardy, on April 2, 2020, Home Learning Opportunities to support literacy & numeracy outcomes will be made available online weekly by Teachers.

Families are encouraged to:

- Support their children to complete the options below for an **average of one hour per day.**
- Read aloud with their children daily.
- Consider daily physical activity and free play as an important part of their child's mental health and skill development.



**Everything on this plan is also on the Web Page.
Please Visit Mrs. Doucette's Primary Concerns**
<https://mrsrdoucettefes.weebly.com/>

Dear Parents: Just pick what works for you. Do what you can and have fun.

Literacy


3to3

Link to my 3to3 Weebly Page: [Click Here](#)

Mosquito 1	Rain on the Green Grass	Story: Caps for Sale
3to3 with Mrs. Little	Kindergarten Week 2	Grade 1 Week 2

Phonological Awareness

Syllables Activity: Give your child 5 LEGO DUPLO bricks (or sticks, or pennies, or spoons, counters of any kind). Give a picture card and say the word slowly together, putting a little separation in between syllables (ze-bra). Help your child count the syllables using their stack of DUPLO bricks, touching one block for each syllable. Then, pull the number of bricks to match the number of syllables and put them next to the picture card. Double check your answers by saying the picture name again slowly while touching one brick per syllable. Now, find objects that have 1-5 syllables. For example, 1- milk, 2- penny, etc. ([Link to Picture card documents on Weebly page: Click here](#))



Word Work

Grade 1 Word Families: Spelling Practice

ack		ick		ock	
back	sack	kick	brick	lock	block
pack	black	lick	stick	rock	clock
stack	crack	pick	trick	sock	shock
shack	snack	sick	chick		knock

Diagrams: Play the games below to practice these diagram sounds.

ch		sh		ck	
	chair		ship		duck



At FES our vision is to be a community where everyone is empowered to be lifelong learners.

- Sound game for diagraphs /ch/ and /sh/

SNAKES & LADDERS **ch sh**

24 ship	25 bench	26 shop	27 inch	28 flash	WINNER!
23 chin	22 wash	21 arch	20 shell	19 shed	18 chili
12 chick	13 rush	14 chill	15 shack	16 chase	17 push
11 crush	10 cheese	9 fish	8 chess	7 crash	6 check
START	1 chalk	2 dish	3 champ	4 chat	5 brush

by Busy Bee Studio

- Sound Game for diagraphs /ch/ and /sh/ and /ck/

SNAKES & LADDERS **ck ng**

24 ship	25 bench	26 shop	27 inch	28 flash	WINNER!
23 chin	22 wash	21 arch	20 shell	19 shed	18 chili
12 chick	13 rush	14 chill	15 shack	16 chase	17 push
11 crush	10 cheese	9 fish	8 chess	7 crash	6 check
START	1 chalk	2 dish	3 champ	4 chat	5 brush


by Busy Bee Studio



• **Reading Pages for Blending, Sight Words and Phonics**

Touch each dot and say each sound. Then blend the sounds and read the word. 3

rip	big	lip	hit	sit	pig
bib	dig	bid	kid	hid	wig
did	fib	him	sip	lid	pin
bin	pit	fin	rib	fit	lit



You Are

You are big,
 You are small,
 You are short,
 You are tall.



You are young.
 You are old.
 You are warm.
 You are cold.

a_e

Name: _____

Cake at the Lake

Dave and Jake went to the lake.
 Jane was at the lake, too. Jane's
 mom gave her a cake to take to the
 lake. Dave, Jake, and Jane looked for a place to
 have cake. They found a cave. They got out of the
 sun in the shade of the cave. They put the cake on
 plates and ate. You could see frosting on Jake's
 face!




- ① Who went to the lake?

- ② What did Jane take to the lake?

- ③ Why did they eat cake in a cave?



Reading Response



Listen to The Word Collector:
[Click Here](#)

Questions:

1. What is the boy's name?
2. What do some people collect?
3. Do you have a collection?
4. What words did you like from this book?
5. What do you think was his favourite word? Why do you think so?

Can you make a rock word collection?



Writing

Recount Writing

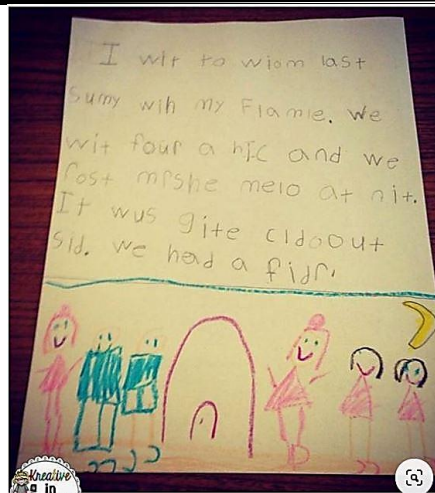
When you write a story about yourself, we call it Recount Writing. Recount writing is done when you tell about the real events that you remember. When we write in a journal, or send a letter to a friend, we often do it in a recount form.

To Write a Recount, you should have:

Title: Big Idea	Shopping
Opening: What happened and when?	Yesterday , I went to the grocery store.
Details: Tell your events in order using time words (First; next; when; before; then; after; finally) and include lots of information to make it interesting.	First , I had to drive to Woodstock <u>because</u> I wanted to go to Sobeys. When I got there, I got my bags from my trunk and walked to the door. After I washed my hands at the sink, I grabbed a cart and got my list out of my pocket. I walked all over the store and got everything on my list. I got cheese, and eggs, and milk, and popcorn, and pudding. I got lots of other things, too. Finally, when I had everything, I went to the check out. I paid for my food and put it all in my bags. Before I went home, I stopped for a coffee at Tim Horton's.
Closing: How did you feel? When did you think about the whole event?	It was a very nice day out and I was very excited to get home and eat my yummy pudding!



At my house the power went off. One of my trees fell down.



I went to Wyoming last summer with my family. We went for a hike and we roast marshmallows at night. It was getting cold outside. We had a fire.



I went to the ice cream shop. I had a vanilla cone. Next, I sat down to eat it. When I licked the cone, the scoop fell off in my lap. Then I cried because I was so sad.



Numeracy

Counting and Numbers

- **Link to Math Songs Page:** [Click Here](#)

Part-Part-Whole Bowling:

Use cups or other light weight containers (Yogurt cups, paper tubes) and a small ball.

1. Start by asking your child how many are in the whole group. You can use any number below 10 for Kindergarten and 20 for Gr. 1.
2. Then have your child roll the ball and knock some of the items over.
3. Have your child tell you how many are in the part that is down and how many in the part that is up.
4. Then make a number sentence. Ex. "10 take away 9 leaves 1" or "9 and 1 is 10". Even if you have 0, that is considered a part. Ex. 10 and 0 is 10.



Measurement

Play Doh Snakes

Make several different length play doh snakes. Order your snakes from shortest to longest.



DIY Balance Scale

Using materials from home, design your own scale like the ones found in the pictures below. Use your scales to explore small objects that are heavier, lighter or about the same mass.



Heavy and Light Video



<https://www.youtube.com/watch?v=QCPYaTx2v0w>

Tall and Short Video




<https://www.youtube.com/watch?v=oqWvhs4uzPc>

Mental math

Dab dots of paint to the left side of the paper, refold the paper along the dotted line and squish it together. Open to reveal your double number, then record the number you can now see.


Link to Paper Document

[Click here](#)



Subitizing

Reverse Subitizing: show your child a number and have them draw the dots in a familiar dot configuration.





Math Work Sheets

www.worksheetfun.com

Addition

$6 + 3 + 2 = 11$

$\square + \square + \square = \square$

$\square + \square + \square = \square$

$\square + \square + \square = \square$

$\square + \square + \square = \square$

$\square + \square + \square = \square$

$\square + \square + \square = \square$

Copyright © 2016 www.worksheetfun.com All rights reserved

Page Link for Paper Copy: [Click here](#)

www.worksheetfun.com

Subtraction

$9 - 2 =$

$8 - 3 =$

$6 - 4 =$

$7 - 2 =$

$9 - 5 =$

$8 - 5 =$

$7 - 4 =$

$9 - 6 =$

$7 - 3 =$

$9 - 7 =$

Copyright © 2015 www.worksheetfun.com All rights reserved

Page Link for Paper Copy: [Click here](#)


You and Your World

Life Cycle of a Butterfly

Butterflies have a very different lifecycle. They start from eggs, but the creature that hatches from the egg, is not a butterfly. Do you know what comes out of the egg? Click on the videos below to learn more.



<https://www.youtube.com/watch?v=V5RSpmQQOpw>



<https://www.youtube.com/watch?v=A-6dmbirDoo>

Caterpillars need to eat a lot to grow big enough to become a butterfly. They eat like it is their job. I think I would like that job. Would you? Enjoy the story of The Hungry Caterpillar.

<https://www.youtube.com/watch?v=btFCtMhF3il>



Can you make the lifecycle of the butterfly? The eggs are laid on a leaf, the egg hatches into a caterpillar, the caterpillar grows and makes a chrysalis, then the butterfly hatches from the chrysalis, and will soon lay new eggs on a leaf so it can start all over again.





At FES our vision is to be a community where everyone is empowered to be lifelong learners.

Outdoor Learning



Discover the characteristics of rocks using the following activities. Record your thoughts in your notebook when you're done.

- *Guess which rock? Child closes their eyes and you put a rock in their hand. Which one is it? Describe how each rock feels.*
- *Investigate the weights of the different rocks by holding one in each hand. Look at the different colours and shapes of rocks.*
- *Think of three positive messages that would make someone happy. Select your favourite.*

Find a puddle of water.
Test objects to see if they float or sink.



Make Explore Create

Do you have some empty milk cartons? What could you make with them?

A bird feeder?	A boat?	A house?	A plane?	A pencil holder?

Wellness

Do you remember our **Belly Breathe Book**? Click on the link to hear it and practice your belly breathing to help you feel calm.



<https://www.youtube.com/watch?v=38lqtvhAEiw>

SHAPES YOGA

I am a triangle.
DOWNWARD-FACING DOG POSE

I am a rectangle.
PLANK POSE

I am a square.
TABLE TOP POSE

I am a circle.
CHILD'S POSE

I am a star.
RESTING POSE

© Kids Yoga Stories.

walk like a crab 	hop like a bunny 	slide like a snail
jump like a cricket 	blink like a lightning bug 	crawl like a bug
gallop like a horse 	peck like a chicken 	pounce like a cat