



PRIMARY HOME LEARNING PLAN

Grade:	Kindergarten/Grade 1	Rachel Doucette
TEACHER	Rachel.Doucette@nbed.nb.ca	
Sarah Mahar Bridget Nugent	Principal: sarah.mahar@nbed.nb.ca ; Vice-Principal: bridget.nugent@nbed.nb.ca	
Cindy Crowhurst	Resource: cynthia.crowhurst@nbed.nb.ca	
Dianne Lord	Guidance: dianne.lord@nbed.nb.ca	
School	florencevilleelementary@nbed.nb.ca	

In accordance with the communication sent from our Minister of Education, Dominic Cardy, on April 2, 2020, Home Learning Opportunities to support literacy & numeracy outcomes will be made available online weekly by Teachers.

Families are encouraged to:

- Support their children to complete the options below for an **average of one hour per day.**
- Read aloud with their children daily.
- Consider daily physical activity and free play as an important part of their child's mental health and skill development.

IMPORTANT NOTICE

Everything on this plan is also on the Web Page.

Please Visit Mrs. Doucette's Primary Concerns

<https://mrsrdoucettefes.weebly.com/>

Dear Parents: Just pick what works for you. Do what you can and have fun.

Literacy

3to3 [Link to my 3to3 Weebly Page: Click Here](#)

My Representation: I represented <u>Rain on the Green Grass</u> . What rhyme will you represent?	 Kindergarten Week 3	 Grade 1 Week 3
--	---	------------------------------------

Word Work

Sight Word Activity: Draw your sight words in playdoh. Flatten some Playdoh to make circles, and use a toothpick to make the letters for your sight words.



Grade 1 Word Families: Spelling Practice

igh			y		
sigh	right	bright	by	fly	why
high	tight	fright	my	cry	shy
light	night	tonight	try	dry	sky
fight	flight	might	fry	spy	

Long /i/ sound pictures and videos

igh		y		ie	
 night	 https://www.youtube.com/watch?v=Q7REt5TIHp4	 cry	 https://www.youtube.com/watch?v=Ew5aLUbeiSs	 pie	 https://www.youtube.com/watch?v=nF2MaR7_J8Q



At FES our vision is to be a community where everyone is empowered to be lifelong learners.

Long /i/ game

SNAKES & LADDERS

ie igh y sounds like i

24 why	25 flies	26 high	27 right	28 July	WINNER!
23 try	22 sight	21 python	20 cries	19 shy	18 replied
12 bright	13 spies	14 by	15 tight	16 cry	17 tries
11 lie	10 flight	9 fry	8 die	7 knight	6 sky
START	1 pie	2 fight	3 my	4 tie	5 light

by Busy Bee Studio

Blends game

R-Blend 4 In A Row

Players take turns reading a word. If you read it correctly you cover it with your counter. Then the next person reads a word and covers it. The first person to score 4 in a row wins. *Don't forget to try and keep your partner from getting 4 in a row.

trip	frill	drag	brat	crib	frost	grill
grab	brush	crab	draft	broth	frizz	brick
press	dress	fresh	gram	print	crack	drift
trash	crash	drug	brick	grant	track	gram
crop	drum	brass	frog	crust	grub	drop
from	brim	craft	drill	drip	trust	flip



• **Reading Pages for Blending, Sight Words and Phonics**

Touch each dot and say each sound. Then blend the sounds and read the word. 4

jog	cob	cop	dog	lot	mop
job	hop	hot	top	not	fog
box	sob	pot	rob	rot	rod
hog	mob	log	dot	fox	pop

Name: _____ at family

Touch and read each word:

cat sat mat hat rat

Find and highlight the words. Then read the story:

My Cat
Here is my cat. My cat sat on a mat. My cat sat on a hat. My cat sat on a rat! My cat sat and sat.



Rewrite your favorite sentence:

Illustrate your favorite sentence:

Color a star after you read the story:



i_e

Name: _____

My Friend Mike

This is Mike Price. I met Mike at the park. He was so nice. He had a shirt just like mine! At the park, we rode our bikes. We went down the slide. Mike and I also played with white kites. Then we had a slice of cake. It was so fun to be in the sunshine with my friend Mike!



① Where did the two friends meet?

② What is one thing they did at the park?

③ What color were the kites?



At FES our vision is to be a community where everyone is empowered to be lifelong learners.

Reading Response

Who are you? It is important to know all about ourselves as individuals. What makes us happy, or sad, or scared, or confident? Listen to I Like Myself and after, tell me all about you.
[Click Here](#)



1. Who does the little girl like best?
2. Does this book rhyme? Go back and find some rhyming pairs.
3. What is your favourite part of this book?
4. If you could have an animal body part, what would you choose? Draw a picture.


Design a poster all about your life, using numbers.




Writing

Story Writing: Writing stories from your imagination is so much fun. You can get super creative and have your characters do anything you like. However, you need to be sure that your story has specific things. Check out the chart below and see if you can write your own story.

Opening with characters and setting	Once upon a time there was a wolf named Wolfie. Wolfie lived in the forest in Florenceville.	One day there was a rooster that lived on a farm in Woodstock.
Problem	Wolfie was lonely and wanted a friend.	The sun did not come up that day, and the animals on the farm asked the rooster to help them.
Fix (Try 3 fixes to solve the problem to extend your story)	First, Wolfie asked the tree to be his friend, but the tree said nothing. Then, Wolfie asked the flower to be his friend, but the flower also did not answer. Finally, he saw a bird and he asked the bird to be his friend, and the bird said "YES"!	First, the rooster tried to call to the sun. He said "Sun, please come up." But the sun did not come up. Then, the rooster said it a bit louder "Sun, PLEASE come up!" But the sun did not come up. Finally, the Rooster tired to yell his words, but his voice cracked and he yelled "COCKADOODLEDOO!" Just then, the sun began to rise over the hill side and shine down on the farm.
Ending	They lived happily ever after.	And that is the story of the rooster who saved the day.



One day, there was a girl named Maria who was walking. She saw a pet store. "Maybe I should get a pet" she said.



Maria walked in. She saw a cat, a dog, bird, fish and many more. But she chose the dog. The dog's name was Buster. "Hello, Buster" said Maria.



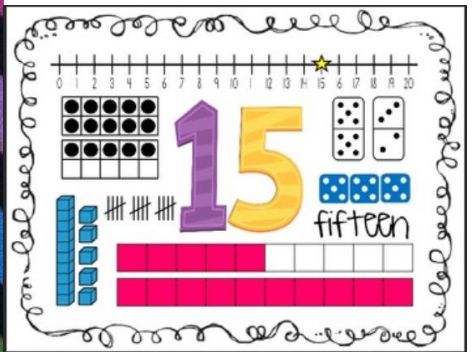

"He costs 43¢" said the cashier. "Great" said Maria looking at her coins. She gave the cashier 43¢. Then she skipped out of the store with Buster.



Numeracy

Counting and Numbers

- **Link to Math Songs Page:** [Click Here](#)
- **Represent a number in many ways:** Can you make a number project for a math craft? I did. [Click Here](#) to watch me make a Number Flower.



Measurement

People Measure

Who is the tallest in your family? Who is the shortest in your family? Order the people in your house from tallest to shortest. Draw a picture to show how you ordered your family.



Shorter/Longer Sort

Cut 5 strips of paper in two. Each strip should be cut differently. Sort your new paper strips into shorter and longer lengths.



Mental math [Link to page with Document](#)

Subitizing [Link to Page with Document](#)

SLIDES AND LADDERS

Adding Doubles

Directions: Roll a die. Move your marker that many spaces. Find the sum. If you are correct, you can stay. If you are not correct, move back. If you land on a ladder, climb up. If you land on a slide, slide down. The first one to the end is the winner.

END	28 9+9	27 7+7	26 5+5	25 8+8
20 4+4	21 6+6	22 3+3	23 0+0	24 9+9
19 8+8	18 3+3	17 1+1	16 4+4	15 10+10
10 2+2	11 9+9	12 7+7	13 5+5	14 6+6
9 6+6	8 10+10	7 2+2	6 4+4	5 7+7
START	1 1+1	2 5+5	3 8+8	4 3+3

Copyright © 2012 Kathy Law

Roll & Cover

© From the Pond

To Play: Roll a dice and cover a spot with the same amount.



At FES our vision is to be a community where everyone is empowered to be lifelong learners.

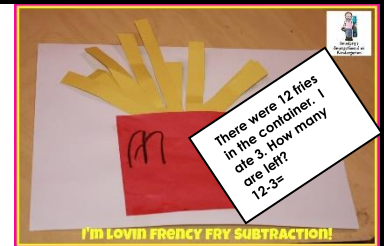
Adding

Write some addition sentences in muffin cups. Have your child solve by making the 2 groups (Parts) and putting them in the cup to make the whole.



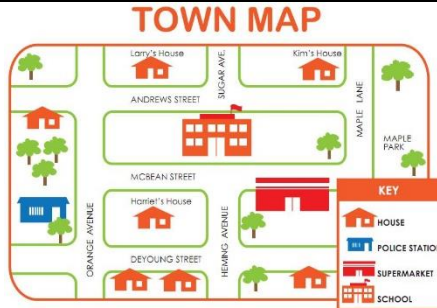
Subtracting

Make a set of fries and a container from paper. Then, make some subtraction stories about fries and eating fries. 😊



You and Your World


Map Study: Maps are a fun way to view and represent the world around us, or a place in our imagination. Take some time to explore maps and maybe make one of your own!



Listen to We Are Going on a Bear Hunt and make a map of the adventure. [Click Here](#)



This story book called As the Crow Flies is full of maps taken from an animal's point of view. Have a look. [Click Here](#)



Outdoor Learning

Get items from nature and order them from shortest to longest.



Gather some sticks and use them to make a maze in your yard.

Make a MAZE using sticks



Make Explore Create

Spread some love. Find some stones that you can paint messages of kindness on. Then place them around your neighborhood for others to find.





At FES our vision is to be a community where everyone is empowered to be lifelong learners.

Wellness

Do 3 rounds of the activities below. If you can print them, cut them into cards, place them upside down, and have each person in your house choose an activity for you to do.

Run on the Spot




Run on the spot for 60 seconds!

Toe Touches



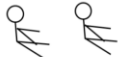
Do 25 toe touches!

Hopping on 1 Foot



Hop on one foot and count to ten.
Hop on the other foot and count backwards from 10.

Sit-ups



Do 10 sit ups.
Rest!
Do 10 more sit ups.

Arm Circles



Do 25 large arm circles forwards.
Then do 25 more large arm circles backwards.


Squats



Do 10 squats.
Rest.
Do 10 more squats.

Fill The Kindness Heart

Can you fill this heart with all the kind things you do over the week? Did you help your mom? Did you help your dad? Did you give or share with someone? Did you show love to someone?



Fill in this heart

with words or drawings that represent the kind things you do.