



# FLORENCEVILLE ELEMENTARY SCHOOL



At FES our vision is to be a community where everyone is empowered to be lifelong learners.

## PRIMARY HOME LEARNING PLAN

<b>Grade:</b>	Kindergarten/Grade 1	Rachel Doucette
<b>TEACHER</b>	<a href="mailto:Rachel.Doucette@nbed.nb.ca">Rachel.Doucette@nbed.nb.ca</a>	
<b>Sarah Mahar Bridget Nugent</b>	Principal: <a href="mailto:sarah.mahar@nbed.nb.ca">sarah.mahar@nbed.nb.ca</a> ; Vice-Principal: <a href="mailto:bridget.nugent@nbed.nb.ca">bridget.nugent@nbed.nb.ca</a>	
<b>Cindy Crowhurst</b>	Resource: <a href="mailto:cynthia.crowhurst@nbed.nb.ca">cynthia.crowhurst@nbed.nb.ca</a>	
<b>Dianne Lord</b>	Guidance: <a href="mailto:dianne.lord@nbed.nb.ca">dianne.lord@nbed.nb.ca</a>	
<b>School</b>	<a href="mailto:florencevilleelementary@nbed.nb.ca">florencevilleelementary@nbed.nb.ca</a>	

In accordance with the communication sent from our Minister of Education, Dominic Cardy, on April 2, 2020, Home Learning Opportunities to support literacy & numeracy outcomes will be made available online weekly by Teachers.

**Families are encouraged to:**

- Support their children to complete the options below for an **average of one hour per day.**
- Read aloud with their children daily.
- Consider daily physical activity and free play as an important part of their child's mental health and skill development.



**I HAVE A WEBPAGE. Everything on this plan is also on the Web Page.**

**Please Visit Mrs. Doucette's Primary Concerns**

<https://mrsrdoucettefes.weebly.com/>

**Dear Parents:** Please remember that these are learning suggestions. You do not need to do all of them. Just pick what works for you. Do what you can and have fun.

### Description of Learning Activities

#### Literacy

**Phonological Awareness (Both Grades should practice this as the words are getting more complex)**

- **Segmenting Sounds for spelling:** Pull the sounds apart.

**VIDEO LESSON LINK:** <https://youtu.be/0STiXb-Yug>

et		ed		ell	
get	net	bed	sled	bell	well
jet	pet	fed	shed	fell	shell
let	set	led		sell	smell
met	wet			tell	spell


#### 3to3

- **Here is a Boy** <https://youtu.be/c-5jYyUjAQ>
- **Flea** <https://youtu.be/k0dJkhCyiAE>
- **Story: Bye** <https://youtu.be/P18wOUOfIA>

#### Word Work

##### Sight Words Activity

- **Rainbow Writing:** Choose words you would like your child to work on. Have your child write each word in a list to practice printing and spelling fluency.



**Grade 1 Word Families: Spelling Practice** <https://mrsrdoucettefes.weebly.com/word-work.html>

ake		ing		ay	
bake	rake	king	bring	day	say
cake	take	ring	sting	lay	way
fake	wake	sing	swing	may	yay
lake	brake	ring	thing	pay	tray
make	snake			play	stay



At FES our vision is to be a community where everyone is empowered to be lifelong learners.

• CVC game for short /e/ words

### SNAKES & LADDERS

**CVC -e-**

24 hem	25 hen	26 red	27 ten	28 bet	WINNER!
23 fed	22 jet	21 pet	20 vet	19 let	18 Ted
12 den	13 leg	14 pen	15 web	16 set	17 Ned
11 beg	10 men	9 peg	8 wet	7 Ben	6 led
START	1 bed	2 net	3 wed	4 met	5 get

by Busy Bee Studio

• Sound Game for OR Chunk

### SNAKES & LADDERS

**-OR-**

24 inform	25 sort	26 norm	27 word	28 fork	WINNER!
23 scorn	22 short	21 sworn	20 morning	19 border	18 import
12 north	13 cork	14 orb	15 torch	16 sword	17 orbit
11 stork	10 thorn	9 torn	8 horn	7 storm	6 worn
START	1 fort	2 corn	3 born	4 porch	5 horse

by Busy Bee Studio



At FES our vision is to be a community where everyone is empowered to be lifelong learners.

• Sight word reading pages

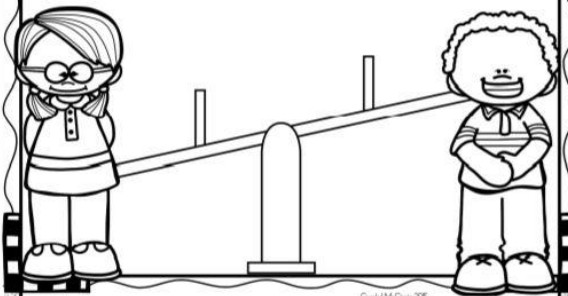
Touch each dot and say each sound. Then blend the sounds and read the word. 1

cat	rag	mat	ham	sat	van
cab	bad	lab	pad	sad	can
cap	rap	tap	bat	ram	fan
jam	rat	tab	dad	had	fat



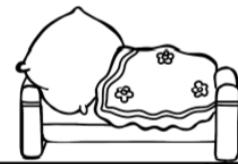
### Up and Down

Up and down,  
Up and down,  
We can go up,  
and we can go down!



### Are You Sleeping

Are you sleeping?  
Are you sleeping?  
Let me know.  
Let me know.  
If you are not sleeping,  
If you are not sleeping,  
We will go!  
We will go!



### Reading Response

Listen to The Tiny Seed by Eric Carl

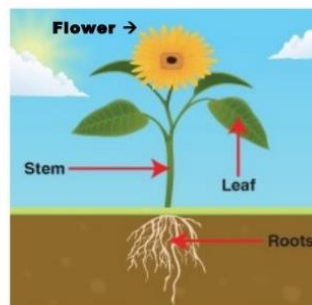


<https://www.youtube.com/watch?v=kZITrzoK4c>

Can you draw a flower and label the parts?


#### Parts of a Plant

The plant's **flowers** make seeds.



Can you make a Plant Life Cycle?

#### Life Cycle of a Plant

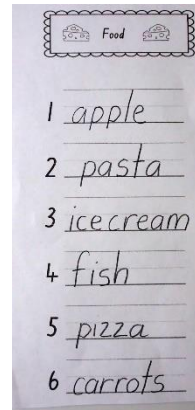
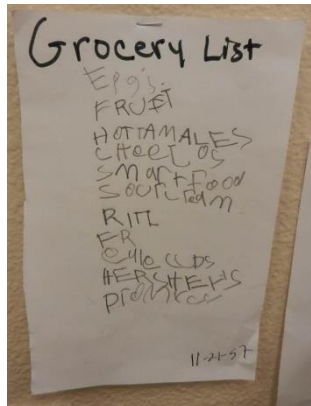




## Writing

Can you make a list?  
Let me show you how:

<https://youtu.be/IRKN3jQWS7M>



## Numeracy

### Counting and Numbers

- Link to counting songs page: <https://mrsrdoucettefes.weebly.com/counting--numbers.html>  
**Part-part-whole with Dominoes**



If you have a set of dominoes at home, have your child find all the dominoes in which the two parts represent a whole (Total).

If you do not have dominoes, here is a link to the website page with a domino card document.  
Link: <https://mrsrdoucettefes.weebly.com/counting--numbers.html>

### Addition & Subtraction:



Label the cups in a muffin pan with numbers 2-12. Roll 2 dice. Add the number together and place a grape, cereal piece or Lego, etc., in the space with the sum/answer. Can you fill each number?



Show a subtraction number sentence. Make play dough balls for the first number (The whole) and smash (or smush) the second number with their first or thumb. Then they count how many play dough balls they have left to get the answer.



## Mental math

Partners of 10 work sheet  
Link to my webpage with this sheet as a document.

<https://mrsrdoucettefes.weebly.com/mental-math.html>

Partners of 10 Song

<https://www.youtube.com/watch?v=ch7KzI3n2Zk&t=3s>



My name is: \_\_\_\_\_

Turtle Ten

Cut and glue the turtle pairs that make 10.

5 	2 	4 	1 	3 	6 

9 	7 	4 	8 	5 	6 
-------	-------	-------	-------	-------	-------

## Patterns

Use Marshmallows like stamps. Dip them in paint and make a pattern. Can you label your pattern with letters?  
**AB? ABB? ABC? ABBC?**



## Subitizing

Link to my webpage with this sheet as a document

Count Then Color

1	4
2	5
3	6

<https://mrsrdoucettefes.weebly.com/subitizing.html>

## Math Work Sheets

Link to Page with Work Sheet

Name \_\_\_\_\_

Add the objects plus the blank spaces to make a ten.

$\square + \square =$	$\square + \square =$
$\square + \square =$	$\square + \square =$
$\square + \square =$	$\square + \square =$
$\square + \square =$	$\square + \square =$

Link to Page with Work Sheet

Name \_\_\_\_\_

### Apple Subtraction

Directions: Solve the subtraction problems by crossing out the numbers to be subtracted. Write the answers on the line.

	$5-2=$ _____
	$4-3=$ _____
	$5-4=$ _____
	$3-2=$ _____
	$4-2=$ _____
	$3-3=$ _____

<https://mrsrdoucettefes.weebly.com/addition.html>

<https://mrsrdoucettefes.weebly.com/subtraction.html>




At FES our vision is to be a community where everyone is empowered to be lifelong learners.

## You and Your World

How are you different now, than when you were a baby? What do you hope will happen in your future? Can you make a timeline like the one in this picture?



Listen to these books and think about how you have grown and changed?



<https://www.youtube.com/watch?v=1ihyy3wOwKw>



<https://www.youtube.com/watch?v=VO2yTyGJ4oU>

## Outdoor Learning

### Stick tallies:

Choose a number to represent. Instead of drawing tally marks on paper, use sticks to show a number. Once your number is created, practice counting by fives to your total.



**Target Toss Addition:** Using sidewalk chalk or a stick in the dirt, create a large target. Decide what the value of each ring will be. Each player will take turns throwing the rocks and adding up their total based on where the rocks have landed.



## Make Explore Create

### Texture Exploration:


Find items around the house that can be used to make impressions in play-doh. You can use plastic beads, a comb, lego, blocks, cutlery, coins and many other household items. Press the items into the play-doh to see what you can create for textures or patterns.



### Easy No Cook Playdough

- Ingredients:
- 2 c. flour
  - 1 c. salt
  - 3 tablespoons cream of tartar (powder)
  - 2 tablespoons oil
  - 2 c. boiling water
  - 1 tsp. Peppermint extract (optional)
  - Food coloring (optional)

[www.spendwithpennies.com](http://www.spendwithpennies.com)



No cooking required! Put all ingredients in a bowl and stir! Knead until smooth. Easy right?!? (Note: You cannot mess this one up!)

## Wellness

Count to 100 Exercise




<https://www.youtube.com/watch?v=0TgLtF3PMOc&t=8s>

Freeze and Melt Your Body



<https://www.youtube.com/watch?v=fTzXFPh6CPI>

Do some yoga with me!



<https://youtu.be/F2pbj7atMPc>



At FES our vision is to be a community where everyone is empowered to be lifelong learners.

## Art

### CIRCLE printing



Use leftover tubes to make circle art by dipping and stamping them in paint. You can use them as they are or bend/cut the ends to make fringe for even more interesting shape

