

**BEES
LOUISE!**



BEESWAX WRAPS
Est. 2016

Made in Sussex, NB

FLORENCEVILLE MIDDLE SCHOOL FUNDRAISER



Looking to try other options to plastic wrap?
The **Single wrap**, 10"x9", pictured to the left, is the perfect way to get started.

The **Literless Lunch Pack**, pictured above, comes with (2) 10"x9" wraps and (1) 8"x8" wrap. They are perfect for sandwiches and snacks, and the perfect step towards plastic free lunches!




**Prints vary, but are always cute!

What are beeswax wraps?

Our beeswax wraps are meant to be used as a reusable replacement for plastic wrap. Anywhere that you would generally use plastic—wrapping cheese, covering bowls, keeping fruit and veg fresh, and on and on. The options can be endless! We use 100% cotton, **our beeswax**, pine resin (to make them stick) and jojoba oil.



How do I use my beeswax wrap?

-  Use your hands to warm and mold the wrap around tops of jars, cups and bowls.
-  Fold over and around snacks, sandwiches, fruit, vegetables, bread, cheese...anything* your heart BEEsires! *Not recommended for meat products, as hot water is not able to be used.
-  Wash with cold water and mild soap (see steps below for care.)

Caring for your wrap is as easy as 1, 2, 3!

1. Wipe clean with a cloth
2. Run under lukewarm water with mild soap
3. Hang to dry

PRODUCT INFORMATION SHEET