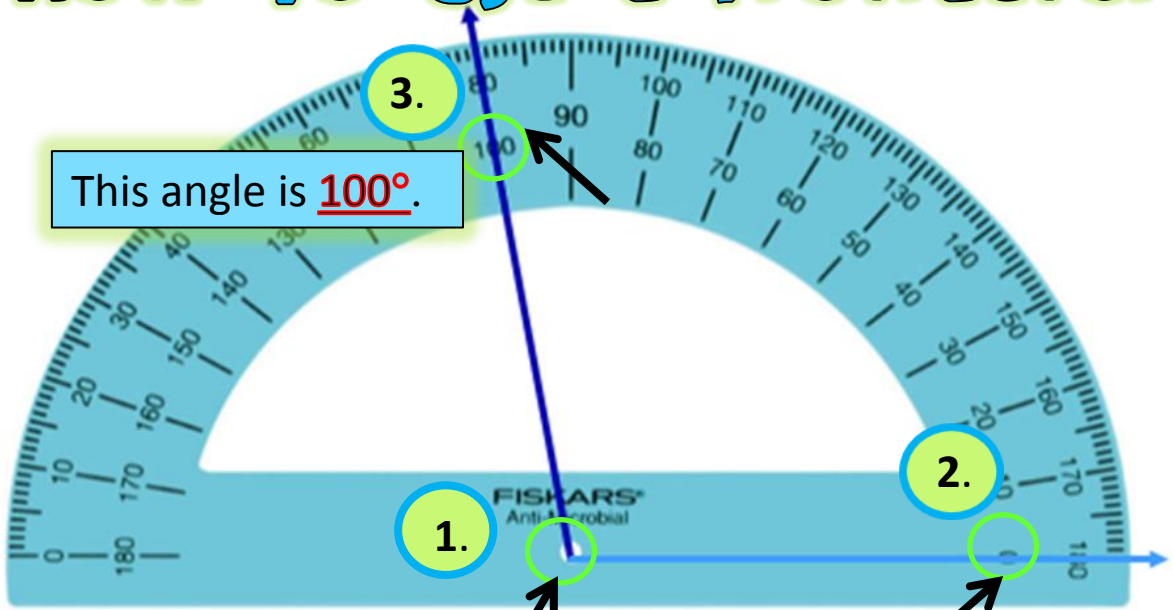


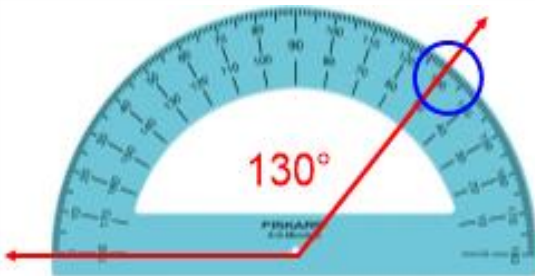
How To Use a Protractor



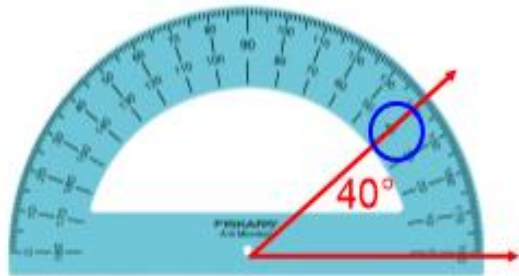
1. Place the center point of the protractor on the vertex of the angle.

2. Line up the 0 on the bottom line of the protractor with the bottom ray of the angle.

3. To find the angle measure, look at the number the second ray passes through.

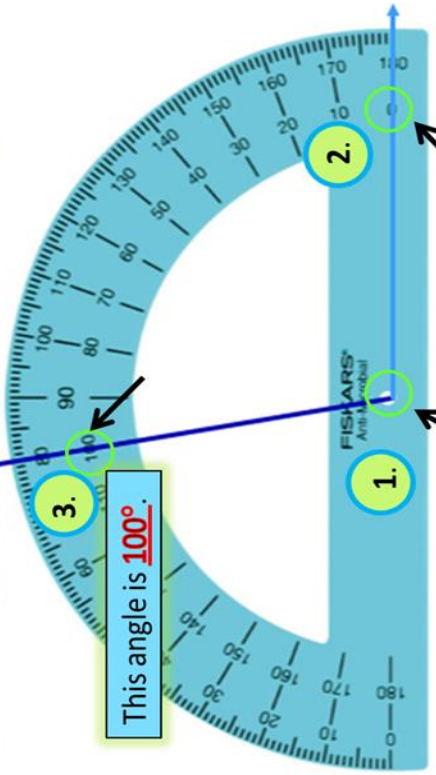


To measure angles opening from the left, use the **TOP** set of numbers.



To measure angles opening from the right, use the **BOTTOM** set of numbers.

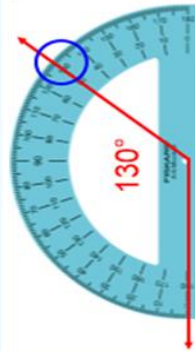
How To Use a Protractor



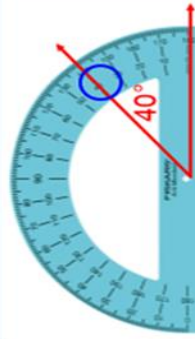
1. Place the center point of the protractor on the **vertex** of the angle.

2. Line up the **0** on the **bottom** line of the **protractor** with the bottom ray of the angle.

3. To find the angle measure, **look at the number the second ray passes through.**

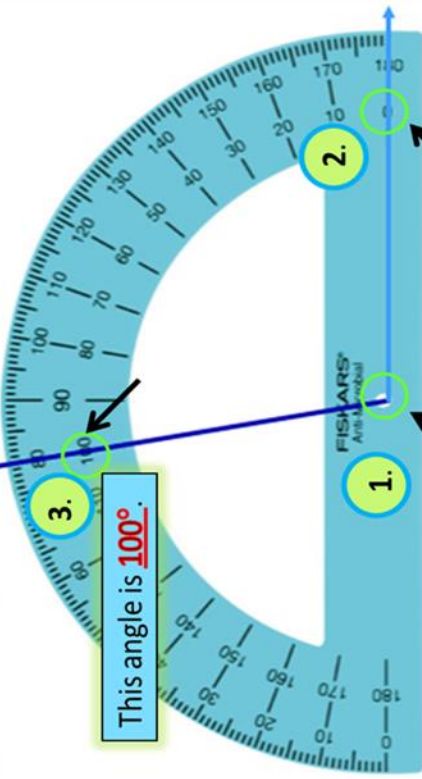


To measure angles opening from the **left**, use the **TOP** set of numbers.



To measure angles opening from the **right**, use the **BOTTOM** set of numbers.

How To Use a Protractor



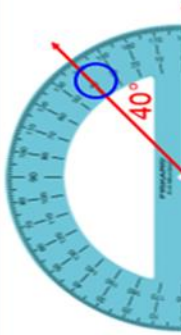
1. Place the center point of the protractor on the **vertex** of the angle.

2. Line up the **0** on the **bottom** line of the **protractor** with the bottom ray of the angle.

3. To find the angle measure, **look at the number the second ray passes through.**



To measure angles opening from the **left**, use the **TOP** set of numbers.



To measure angles opening from the **right**, use the **BOTTOM** set of numbers.



Teaching and living on the coast of Maine ... Life is good!

Thanks for downloading my freebie! The large chart on the first page can be enlarged and printed poster size, or just projected on a SMARTboard or other interactive white board. The smaller versions are great for printing out, (black and white is fine) and having students glue into their math notebooks or journals.

Visit my store for lots more geometry resources!

[Geometry SMARTBoard and Printables Bundle: Lines and Angles](#)

[Geometry Printables: Lines and Angles](#)

[Geometry SMARTBoard File: Lines and Angles](#)

[Geometry Vocabulary Cards for Lines and Angles](#)

[Geometry SMARTBoard and Printables Bundle: Polygons](#)

[Geometry Printables: Polygons](#)

[Geometry SMARTBoard File: Polygons](#)

[Geometry Vocabulary Cards for Polygons](#)