



Learning Opportunities for Grade 3

Week of June 8th

School Vision: *Motivating, Compassionate, Successful*

School Mission: *Making a difference....Committed to learning....Supporting each other*

We miss you 3W! We hope you are all doing well and keeping safe. Mrs. Foster and I are lucky enough to be together (practicing social distancing). However, there are 22 very important people missing. YOU! We are missing all of you as we are back at the school. We hope that you have a wonderful summer!

We Love You,

Mrs. Wilson and Mrs. Foster ❤️



As you can see in our picture Mrs. Little and I are now back to work, but of course, we need to practice social distancing. This is totally new experience for both of us because there are no students in the classroom. We are missing you guys! We hope that you will have an enjoyable and safe summer with your family.

Take Care and we love you!

Mrs. Bell and Mrs. Little ❤️



EVERY DAY:

30 minutes of reading



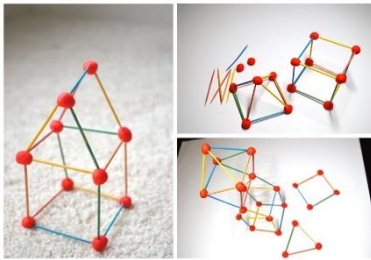
30 minutes of physical activity

Do the best you can! Focus on life skills, physical activity, mental well-being, creative expression, social responsibility and social connections. Stay healthy and safe!

Try to work on the learning opportunities for 1 hour each day.

MATH

Toothpick time!



Make 3D objects with toothpicks and playdough. Straw pieces, spaghetti pieces and marshmallows work too. Once you have made each object on its own, think about how you might combine more than one 3D object to create a house, a castle, a truck, an animal, anything at all. What 3D objects did you use?

Playdough Measurement

Get out your play dough or follow the simple recipe below to make your own play dough.

Ingredients

- 2 cups plain flour
- 1 cup salt
- 1 tbs oil
- 1 cup cold water
- 2 drops liquid food coloring



Method

- Combine plain flour and salt.
- Add water, food coloring and oil.
- Mix until ingredients are combined.
- Knead well.

If consistency is too wet, add a little plain flour.

Make a snake



- Using a ruler to measure in cm, make a snake that is 8cm long, 12cm long, 20cm long, etc.
- Make the shortest snake you can. Estimate then measure it using your measuring tool.
- Make the longest snake you can. Estimate then measure it using your measuring tool.
- What else could you make and measure with your playdough and measuring tools?



How many steps?



Each person estimates how far (how many steps) it would be to go around the house, around the car, to the tree, from the coach to the fridge, etc...

Explore the following:


- Who had the closest estimate?
- If the foot size is different, why were the number of steps different?
- What was the difference between the estimate and the footstep count?
- How many more of the smaller footsteps did it take than the larger footsteps? How many less larger footsteps than smaller ones?
- How many footsteps did it take to go around the car and to the tree?
- Create your own footstep problems to solve. Don't forget to estimate before you count!

LITERACY



Reading

- Choose a box of cereal from your cupboard. Look at the pictures and read the headings and information displayed. Does this cereal box convince you to want to try it? Tell or write about your opinion and why you think that. Share with a family member and ask their opinion. Extension: Choose a second box of cereal and compare how each tries to sell their product. Which one is more convincing and why? Do others agree with you?



- Think about a book you have read or a show you have watched recently. If you could have a conversation with one of the characters, what would you like to know? Write down 5 questions you would like to ask this character.
- Ask a family member to read with you or read to a younger brother or sister. Discuss what you found surprising or interesting, and what you each liked or disliked about it. Take turns retelling the story.

Looking for online resources? Try these.

- Tumble Book Library

<https://www.princeedwardisland.ca/en/service/access-tumblebooks-e-book-collections>

- www.razkidsa-z - Your homeroom teacher provided you with your username and password.

<https://www.kidsa-z.com/main/Login>

Writing



- Think of 5 things that the Earth provides for us and create a “Did You Know” fact book. (ie: Did you know that plants help to clean our air? Did you know that all the water in the world is the same water that was on our Earth since the time of the dinosaur?)



- Plan your weekly lunch menu. Make a grocery list that includes all the items you would need for the week. Don't forget to keep Canada's Food Guide in mind.

outdoors



indoors



- Do you prefer playing indoors or outdoors? Make a pros and cons list. Write for 5 minutes without stopping about why one is better than the other.

Word Work



- Find a 'big word'. You can find words on food labels or in a book. Write the word down. Make new words using the letters in your 'big word'. How many words can you make? Challenge yourself to make more words! Tip: If you're finding it tricky, you can cut the letters apart so you can move them around and build new words.



- Share some positive words or an encouraging quote. Create a window poster where these words can be displayed for those driving or walking by your home. You may want to change your message weekly.

SCIENCE /ART



Take a nature/art walk. Sketch the signs of growth you see on your journey. Walk the same route 3-5 days later. Sketch the changes you see. How has the growth changed/advanced? What new things do you see growing?

Physical Activity

Physical Education At Home Learning June 8th - 12th

MCS families,


As we enter June we think about track & field, field days and fun end of school events, with this in mind the Phys Ed Team in ASD-W has put together a Spring Games Challenge for all schools. These challenges require equipment that most of us have at home or are easily adaptable. It is a great Physical Activity & Wellness Challenge for all. Since June 1st, a video and challenge card has been released on the NBPEs YouTube Channel



<https://www.youtube.com/playlist?list=PL2ZiLbnHH6WF4hDrRZm8Gy8aWjMXbelp2> , the object is to take part in that activity of the day, save your score and share a video taking part using the hashtag #ASDWSpring. All the information is posted here: <http://nbpes.ca/asd-w-nbpes-spring-games-challenge/>

Don't forget that Mrs. Johnston and I are challenging you to keep track of you and your family's steps and kms, then log them on the MCS Facebook page as we attempt to collectively walk around NB. Or you can email me your totals. We are challenging all family members to get involved in this activity. Let's see how far we get this summer!

It is hard to believe that this is the last week of the school year. What a strange year! I wish I would have had more time in the gym with all MCS students, but it was not meant to be. I know my summer plans have me very busy and active. I look forward to seeing all the skills you have learned and strengthened over the last few months and summer, next year! Have a great and safe summer! See you in September!

Mr. Nathan King
Nathan.King@nbed.nb.ca

Warm Up 1 Dance to your favorite song	Warm Up 2 Play Card Fitness. Each suit represents an exercise.	Warm Up 3 Play Simon Says	Warm Up 4 Choose your 6 favorite stretches	Warm Up 5 Choose 6 different point-balances to hold for 10 seconds
Share Question 1 Who can you help today?	 <p style="text-align: center;">Physical Education and Wellness Choice Board</p> <p style="text-align: center; color: red;">Visit this choice board daily</p> <ul style="list-style-type: none"> ● Choose one warm up from the top row. ● Choose one activity from the bottom row. ● Choose one chore or question from the side rows. <p style="text-align: center; color: red;">Discuss chosen question with a family member.</p>			Chore 1 Get recyclables ready for pick-up
Share Question 2 What made you excited today?				Chore 2 Dust the furniture
Share Question 3 How do currently feel about your schooling?				Chore 3 Help with yardwork
Activity 1 Practice control, passing and dribbling skills in a chosen sport	Activity 2 Go for a walk, remember to record your steps and distance	Activity 3 Make a driveway, backyard or sidewalk obstacle course	Activity 4 Roll up socks, grab a bucket and enjoy a game of mini basketball	Activity 5 A Spring Games Challenge Activity (link above)


 *Music with Mrs. MacLeod* 
June 8th – 12th, 2020



Hi everyone,
Can you believe that this is the last time you are going to get some Music ideas from me? In some ways, the last few months have gone quickly. I truly miss each one of you and can't believe that I haven't seen any of you since March. You are very important to me and I can't wait to see you in September. Keep listening to music and dancing! Please send me emails with pictures or videos or questions or just to say hello.
karyn.macleod@nbed.nb.ca



Bucket Drum Lesson 4
Exercise 1 - Sixteenth Note Fun



Activity #1

Bucket Drumming

Let's have some fun with rhythms. Get a pot, bucket, empty garbage can or even tap the floor. You are going to count to 4 just like I do in class. You will play on the ta, titi and tika tika parts. The upside down hats are whole rests (4 beat rest). For example the second line would read:

Sh sh tika tika ta | sh sh sh sh | sh sh tika tika ta | sh sh sh sh
When you're done playing this rhythm create your own!

Activity #2

Soundtrack of My Life

What are your favorite songs? Write out or create a playlist of all these songs. This can be songs from the radio, tv shows, commercials and even video games. Try to find some new songs to add to your list.

Activity #3

Musical Glasses

With your parent's permission put some water in drinking glasses or empty glass jars. Fill each jar or glass with a different amount of water. If you gently tap the glasses with a spoon, you will hear different notes. Try to play a simple song on your glasses. You may need to add or remove some water to get the sound that you want.

Activity #4

Tik tok Dancing

I know you are all doing it so I might as well make it an activity. 😊 Learn a new tik tok dance and please send it to my email that is listed above. Can't wait to see you dancing.

