


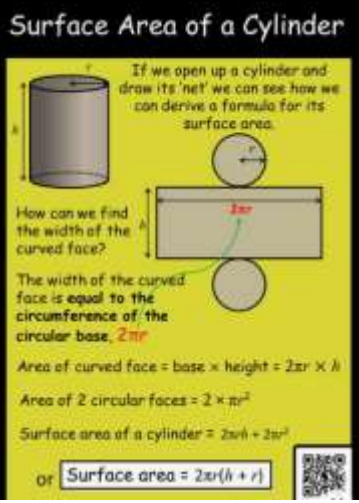






Learning Plan - Grade 8 May 11-14, 2020

Do the best you can! Focus on life skills, physical activity, mental well-being, creative expression, social responsibility and social connections. Stay healthy and safe!

Every day, students should be **reading** for 30 minutes and getting 30 minutes of **physical activity**.

Math – The theme for the week is “**Movies**” and we will continue with **Surface Area of Cylinders**. You are encouraged to spend 30 minutes a day on these activities. Here are some options for this week. Feel free to share your work with one of the teachers listed. Kayla.oakes@nbed.nb.ca, Erin-beth.daneluk@nbed.nb.ca, vicki.lafrance@nbed.nb.ca susan.baker@nbed.nb.ca claudine.dionne@nbed.nb.ca

Activity	Materials / resources	Instructions
<p>Calculate Surface Area</p> 		<p>You are going through your old DVD's and want to give some away to a younger neighbor.</p> <p>You are piling them up onto of each other in a cylinder shape.</p> <p>Calculate the amount of paper you will need to wrap the disks up.</p> <p>link to surface area explanation</p>
<p>Practice on-line</p> 	<p>IXL</p> <p>**If you did NOT get your new username and password for IXL please call the school at 273-4760 and leave a message and we will contact you.</p>	<p>Log on to IXL by clicking the link under Materials/resources and U.8 Surface area of prisms and cylinders</p> <p>If you need a bit more practice with circles, return to grade 7 AA.7 and grade 8 U.6.</p>
<p>Journal Activity</p> 	<p>How Old Are You?</p> <p>Estimate and then calculate how many days old you are.</p> <p>Estimate and then calculate how many hours old you are!</p> 	<p>Next Monday, May 18th is Victoria Day. Did you know Victoria Day is to celebrate the Queen's birthday? She was 94 years old this year on April 21st so on May 18th she will be 34, 360 days old.</p> <p>Estimate how many days old you are, then actually calculate to see how close your estimation is.</p> <p>*Remember to count your extra days for leap years.</p> <p>Challenge someone in your family to do this activity with you and see who gets closer to their actual age.</p>
<p>Math in Real Life</p> 		<p>Choose a cylinder from around your home to measure (can, glass, battery, etc). Carefully cut a piece of paper to cover each face of the object as precisely as possible (do not forget the ends).</p> <p>Lay your paper flat and you will see the net with all 3 faces of your object. Use a ruler to measure the sides and diameter of each face and accurately label your net with these measurements.</p> <p>Next, calculate the surface area for your cylinder and write it in the middle of your net. You can now color your net and share a picture of it with your teacher.</p>


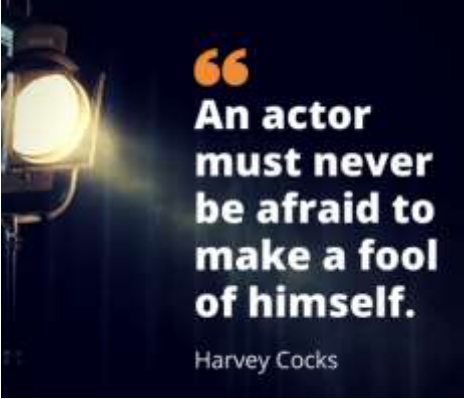



Learning Plan - Grade 8 May 11-14, 2020

Do the best you can! Focus on life skills, physical activity, mental well-being, creative expression, social responsibility and social connections. Stay healthy and safe!

*Every day, students should be **reading** for 30 minutes and getting 30 minutes of **physical activity**.*

Language Arts— The theme for the week is “**Movies**”. You are encouraged to spend 30 minutes a day on these activities. Here are some options for this week. Feel free to share your work with one of the teachers listed. Kayla.oakes@nbed.nb.ca, Erin-beth.daneluk@nbed.nb.ca, vicki.lafrance@nbed.nb.ca, susan.baker@nbed.nb.ca or claudine.dionne@nbed.nb.ca

Activity	Materials / resources	Instructions
<p>Compare and Contrast</p> 	<p>Netflix, YouTube, Disney+, DVD, television, books etc.</p> <p>Example of Venn Diagram</p>	<p>Choose two types of media (movie, book, tv show etc.) Compare and contrast the two. (ex. You could compare a book to a movie, or a book to a book, movie to a movie, movie to tv show etc.)</p> <p>Questions to consider:</p> <ul style="list-style-type: none"> • How are the two similar? • How are they different? • What character traits does the main characters have? (brave, funny, smart etc) • Are there any related themes? (Ex. Snow White and Sleeping Beauty- both have evil queens) <p>You can present your information in a Venn Diagram (See the exemplar in resources)</p> <p>Share your Venn Diagram with a family member, friend or teacher!</p>
<p>Write a movie script or scene</p> 	<p>How to write a play</p>	<p>A movie is only as good as its script. Start writing your very own movie, or movie scene. Things to consider:</p> <ul style="list-style-type: none"> • What is the setting? • Time period (past, present, future) • Who are your characters. What are they like? • What is the plot? (story) • Genre (scary, comedy, drama, action etc.) <p>After writing out your script perform part of it for your family or friends (through video)</p> <p>Create a video of your movie scene and share it with your friends or teacher.</p>
<p>After the Happily Ever After</p> 	<p>After the Fall-Read Aloud</p>	<p>“And they lived happily ever after,” or did they? Have you ever wondered what happened to the Prince and Princess after their marriage? Or ever wondered what happened to the seven dwarfs once Snow-White left? Now is your chance to write what happens next.</p> <p>Things to include:</p> <ul style="list-style-type: none"> • Plot (story line) • Main characters • Conflict (main event) • Resolution (how everything gets solved) • Conclusion <p>Share your story with a family member, friend or teacher.</p>






Learning Plan - Grade 8 May 11-14, 2020

Do the best you can! Focus on life skills, physical activity, mental well-being, creative expression, social responsibility and social connections. Stay healthy and safe!

*Every day, students should be **reading** for 30 minutes and getting 30 minutes of **physical activity**.*

Science– The theme for the week is “**Movies**”. You are encouraged to spend 30 minutes a day on these activities. Here are some options for this week. Feel free to share your work with one of the teachers listed. Kayla.oakes@nbed.nb.ca, Erin-beth.daneluk@nbed.nb.ca, vicki.lafrance@nbed.nb.ca, susan.baker@nbed.nb.ca or claudine.dionne@nbed.nb.ca

Activity	Materials / resources	Instructions
<p>STEAM</p> 	<p>Make a Movie Set</p>	<p>Follow the instructions to the Make a Movie Set document to create your own miniature movie set.</p> <ul style="list-style-type: none"> • After making your movie set, answer the questions that go with it. <p>Share your movie set with your teacher to be shared on the Instagram page.</p>
<p>Make your own special effects</p> 	<p>Facts about special effects</p> <p>The chemistry behind special effects</p> <p>Avengers Endgame Special effects</p> <p>Makeup special effects sound effects</p>	<p>Special effects in movies aren't created by magic, they're usually made by optical illusions and computers. Use the links to resources in the materials section to learn about some special effects used in movies. After try creating some of your own!</p> <p>Create a video of you doing or showing your special effects and share it with a friend, family member or teacher.</p>
<p>Watch a Movie That Uses Accurate Science</p> 	<p>Popular movies that use accurate science</p>	<p>Research movies that use accurate science topics in their storyline.</p> <p>Before watching one of the movies answer the following questions:</p> <ul style="list-style-type: none"> • What is the science that is being shown in this movie? • How well do you understand or think you understand about this science? <p>After watching:</p> <ul style="list-style-type: none"> • What did you learn? Has your understanding improved after watching? • What surprised you? Explain. <p>Share what you learned with a friend, family member or teacher.</p>






Learning Plan - Grade 8 May 11-14, 2020

Do the best you can! Focus on life skills, physical activity, mental well-being, creative expression, social responsibility and social connections. Stay healthy and safe!

Every day, students should be **reading** for 30 minutes and getting 30 minutes of **physical activity**.

Social Studies— The theme for the week is “**Movies**”. You are encouraged to spend 30 minutes a day on these activities. Here are some options for this week. Feel free to share your work with one of the teachers listed. Kayla.oakes@nbed.nb.ca, Erin-beth.daneluk@nbed.nb.ca, vicki.lafrance@nbed.nb.ca, susan.baker@nbed.nb.ca or claudine.dionne@nbed.nb.ca

Activity	Materials / resources	Instructions				
<p>Create a list of 10 movies that are about an injustice.</p> 	<p>Link to movie lists</p> <p>Link to Charter of Rights and Freedoms</p>	<p>Injustice is a violation of the rights of a person or a group of people. It is something unfair.</p> <p>A link to the Canadian Charter of Rights and Freedoms is provided to help you complete the chart below.</p> <table border="1" data-bbox="902 849 1572 1110"> <thead> <tr> <th>Movie</th> <th>What is the injustice?</th> </tr> </thead> <tbody> <tr> <td><i>The Greatest Showman</i></td> <td><i>Stereotyping people</i></td> </tr> </tbody> </table> <p>Share your results with a family member, friend or your teacher.</p>	Movie	What is the injustice?	<i>The Greatest Showman</i>	<i>Stereotyping people</i>
Movie	What is the injustice?					
<i>The Greatest Showman</i>	<i>Stereotyping people</i>					
<p>See how much you know about Canada.</p> 	<p>How well do you know Canada?</p> <p>Geography Canada Quiz</p>	<p>Take the quizzes to see how much you know about Canada.</p> <p>What was something you learned?</p> <p>Share your results with your family or friends.</p>				
<p>Review the list of the 10 top Canadian Movies.</p> 	<p>Famous Canadian Movies</p>	<p>Pick one or two movies from the list provided and watch.</p> <p>Answer the following questions:</p> <ol style="list-style-type: none"> Who played the main character in the movie? Were any of the actors Canadian? If so, who? In which Canadian city/town was the movie filmed? Which province is the city/town located in? Did the movie showcase Canadian landscape well? Would you recommend this movie to a friend? Why or why not? <p>Share your answers with a friend, family member or your teacher.</p>				

