

Department of Education and Early Childhood Development School Improvement Survey
 Parents Responses: Detailed Report 2010



Assiniboine Avenue Elementary School (2506)

Positive School Environment	Strongly Disagree	Disagree	Neither Agree Nor Disagree	Agree	Strongly Agree	% Agreement	# of Responses
1. My child feels close to people at this school.	0.0%	1.0%	8.7%	57.3%	33.0%	90.3%	103
2. My child feels he/she is part of this school.	0.0%	1.9%	3.8%	51.9%	42.3%	94.2%	104
3. My child is happy to be at this school.	1.9%	0.0%	3.8%	48.6%	45.7%	94.3%	105
4. My child feels the teachers at this school treat him/her fairly.	0.0%	0.0%	0.0%	47.1%	52.9%	100%	104
5. My child feels safe at this school.	2.0%	2.0%	5.9%	45.1%	45.1%	90.2%	102
6. My child is encouraged to participate in school activities.	0.0%	0.0%	11.5%	52.9%	35.6%	88.5%	104
7. My child's teachers are effective at helping students manage their behaviour.	0.0%	0.0%	10.6%	54.8%	34.6%	89.4%	104
8. I feel welcome at my child's school.	0.0%	0.0%	3.8%	48.6%	47.6%	96.2%	105
9. Staff members at this school treat me with respect.	0.0%	0.0%	3.8%	52.4%	43.8%	96.2%	105
10. This school has a discipline policy that is fair and reasonable.	1.0%	0.0%	16.2%	50.5%	32.4%	82.9%	105
11. The school's response to bullying is effective.	1.9%	4.8%	29.5%	45.7%	18.1%	63.8%	105
12. This school promotes and teaches respectful behaviour.	0.0%	0.0%	6.9%	52.9%	40.2%	93.1%	102
13. Students treat others well.	2.9%	2.9%	23.3%	49.5%	21.4%	70.9%	103
14. This is a caring school.	0.0%	0.0%	7.7%	51.9%	40.4%	92.3%	104
15. This is a good school.	0.0%	0.0%	4.8%	51.4%	43.8%	95.2%	105
16. This school is well maintained.	0.0%	1.9%	3.8%	59.0%	35.2%	94.3%	105
Mean Agreement	0.6%	0.9%	9.0%	51.2%	38.3%	89.5%	

Effective Instructional Practice	Strongly Disagree	Disagree	Neither Agree Nor Disagree	Agree	Strongly Agree	% Agreement	# of Responses
17. My child is often given choices in assignments.	0.0%	6.0%	54.0%	32.0%	8.0%	40.0%	100

Note: * Insufficient number of responses
 % Agreement includes Agree and Strongly Agree

Parents Responses: Detailed Report 2010

Assiniboine Avenue Elementary School (2506)

Item	Strongly Disagree	Disagree	Neither Agree Nor Disagree	Agree	Strongly Agree	% Agreement	# of Responses
18. My child's school work is meaningful and relevant.	0.0%	1.0%	6.8%	62.1%	30.1%	92.2%	103
19. My child receives regular feedback on how to improve his/her work.	0.0%	3.8%	12.5%	64.4%	19.2%	83.7%	104
20. My child receives the services needed to support learning	0.0%	1.0%	6.7%	57.7%	34.6%	92.3%	104
21. Teachers work hard to help my child meet high standards.	0.0%	1.0%	11.5%	52.9%	34.6%	87.5%	104
22. The school's primary emphasis is on student learning.	0.0%	1.0%	7.8%	57.3%	34.0%	91.3%	103
23. This school has high academic expectations.	1.9%	2.9%	23.1%	45.2%	26.9%	72.1%	104
24. This school is meeting the academic needs of my child.	0.0%	6.7%	9.6%	56.7%	26.9%	83.7%	104
25. I am satisfied with my child's literacy skills.	0.0%	6.7%	9.6%	46.2%	37.5%	83.7%	104
26. I am satisfied with my child's numeracy skills.	0.0%	2.9%	6.8%	53.4%	36.9%	90.3%	103
Mean Agreement	0.2%	3.3%	14.8%	52.8%	28.9%	81.7%	

Communicating with School

Item	Strongly Disagree	Disagree	Neither Agree Nor Disagree	Agree	Strongly Agree	% Agreement	# of Responses
27. I am aware of the school's improvement goals.	0.0%	15.5%	33.0%	35.9%	15.5%	51.5%	103
28. I receive ongoing information about what my child is expected to learn.	1.0%	5.8%	12.6%	61.2%	19.4%	80.6%	103
29. I am satisfied with the parent-teacher conferences I have attended at this school.	0.0%	2.0%	11.8%	47.1%	39.2%	86.3%	102
30. My child's report cards are informative.	1.0%	2.0%	6.9%	51.5%	38.6%	90.1%	101
31. My child's teachers let me know how my child is doing.	0.0%	2.9%	9.8%	51.0%	36.3%	87.3%	102
32. The school offers opportunities for parents to learn about the curriculum. (e.g., information sessions, workshops and guest speakers).	1.0%	9.8%	34.3%	43.1%	11.8%	54.9%	102
33. I feel free to contact my child's teachers.	0.0%	0.0%	4.0%	52.0%	44.0%	96.0%	100
34. It is easy for me to make contact with an administrator at this school.	0.0%	1.0%	7.8%	47.6%	43.7%	91.3%	103

Note: * Insufficient number of responses
 % Agreement includes Agree and Strongly Agree

Parents Responses: Detailed Report 2010

Assiniboine Avenue Elementary School (2506)

35. When I have concerns about my child I can count on the school for support.	0.0%	1.9%	13.6%	53.4%	31.1%	84.5%	103
36. My child's teachers help me to help my child.	0.0%	1.0%	14.6%	49.5%	35.0%	84.5%	103
37. I am satisfied with the information I receive about school events.	1.0%	2.9%	3.9%	52.4%	39.8%	92.2%	103
38. Staff members at this school welcome and encourage parent involvement.	0.0%	1.0%	5.8%	50.5%	42.7%	93.2%	103
Mean Agreement	0.3%	3.8%	13.2%	49.6%	33.1%	82.7%	

Note: * Insufficient number of responses
 % Agreement includes Agree and Strongly Agree

Department of Education and Early Childhood Development School Improvement Survey
 Teachers Responses: Detailed Report 2010



Assiniboine Avenue Elementary School (2506)

Common Vision, Mission and Goals	Disagree	Neither Agree Nor Disagree	Agree	% Agreement	# of Responses
1. The school's vision is clear.	0.0%	0.0%	100.0%	100%	16
2. The school's primary emphasis is to improve student learning.	0.0%	0.0%	100.0%	100%	16
3. I have been involved in the development of the School Improvement Plan.	0.0%	0.0%	100.0%	100%	16
4. The School Improvement Plan is effective.	0.0%	0.0%	100.0%	100%	16
5. I have set goals for my teaching that support the goals of the school.	0.0%	0.0%	100.0%	100%	16
6. A variety of data are used on an ongoing basis to develop and monitor the school improvement plan.	0.0%	0.0%	100.0%	100%	16
Mean Agreement	0.0%	0.0%	100.0%	100%	

Instructional Leadership	Disagree	Neither Agree Nor Disagree	Agree	% Agreement	# of Responses
7. I feel my administrators are instructional leaders.	0.0%	0.0%	100.0%	100%	16
8. I feel supported by the school administration.	0.0%	6.2%	93.8%	93.8%	16
9. My administrators keep me informed on matters that are important to my work.	0.0%	0.0%	100.0%	100%	16
10. I feel free to express my views and opinions in this school.	0.0%	0.0%	100.0%	100%	16
11. I receive praise, thanks, and other recognition for my work.	0.0%	6.2%	93.8%	93.8%	16
12. I am happy with the decision-making process in this school.	0.0%	12.5%	87.5%	87.5%	16
13. School administrators visit my classroom to observe the learning.	0.0%	0.0%	100.0%	100%	16

Note: * Insufficient number of responses
 Agree includes Strongly Agree; Disagree includes Strongly Disagree
 % Agreement includes Agree and Strongly Agree

Assiniboine Avenue Elementary School (2506)

14. There is an effective process at the school that provides for teacher-feedback, which includes observations/walk-throughs and pre-and post-conferencing on a predictable cycle.



Mean Agreement

0.0% 3.1% 96.9%

Effective Instructional Practice and Continuous Monitoring of Student Progress

	Disagree	Neither Agree Nor Disagree	Agree	% Agreement	# of Responses
15. I feel confident using a variety of instructional practices (e.g., structured student groups, purposeful discussion, project-based learning, hands-on activities, etc.).	0.0%	0.0%	100.0%	100%	16
16. I feel confident in my ability to differentiate instruction.	0.0%	0.0%	100.0%	100%	16
17. I feel confident using a variety of student achievement data to inform my instruction.	0.0%	0.0%	100.0%	100%	16
18. I feel confident using a wide variety of methods to assess learning (e.g., projects, portfolios, rubrics, tests, etc.).	0.0%	0.0%	100.0%	100%	16
19. I feel confident helping my students to self-assess and set their own learning goals.	0.0%	0.0%	100.0%	100%	16
20. I feel confident using technology to support my teaching.	0.0%	26.7%	73.3%	73.3%	15
21. I feel confident monitoring the progress of my students who have SEPs.	0.0%	12.5%	87.5%	87.5%	16
22. In my school, literacy is integrated across the curriculum.	0.0%	0.0%	100.0%	100%	16
23. Gifted students are given the opportunity to reach their full potential at this school.	12.5%	0.0%	87.5%	87.5%	16
24. I feel confident teaching mathematics	6.2%	25.0%	68.8%	68.8%	16
Mean Agreement	1.9%	6.4%	91.7%	91.7%	

Note: * Insufficient number of responses
 Agree includes Strongly Agree; Disagree includes Strongly Disagree
 % Agreement includes Agree and Strongly Agree

Teachers Responses: Detailed Report 2010

Assiniboine Avenue Elementary School (2506)

	Yes	No	# of Responses
25. I teach mathematics	68.8%	31.2%	16

Supports for Instruction

	Disagree	Neither Agree Nor Disagree	Agree	% Agreement	# of Responses
26. I have access to the curriculum resources I need.	0.0%	0.0%	100.0%	100%	16
27. I have access to a variety of technologies to support my teaching.	0.0%	18.8%	81.2%	81.3%	16
28. I have access to the resources and supports I need for teaching students with exceptionalities.	0.0%	18.8%	81.2%	81.3%	16
29. I feel supported by parents in the work that I do with their child.	13.3%	6.7%	80.0%	80.0%	15
Mean Agreement	3.3%	11.1%	85.6%	85.6%	

Positive School Environment

	Disagree	Neither Agree Nor Disagree	Agree	% Agreement	# of Responses
30. Every student at this school is encouraged to participate and be included in school-organized activities.	0.0%	6.7%	93.3%	93.3%	15
31. Students at this school are generally well-behaved.	0.0%	6.7%	93.3%	93.3%	15
32. My expectations about discipline are similar to other teachers in the school.	0.0%	0.0%	100.0%	100%	16
33. The consequences relating to discipline are well understood by students.	0.0%	0.0%	100.0%	100%	16
34. The consequences relating to discipline are well understood by staff members.	0.0%	0.0%	100.0%	100%	16
35. The agreed-upon consequences relating to discipline are consistently applied.	0.0%	0.0%	100.0%	100%	16
36. The response to bullying at this school is effective.	0.0%	0.0%	100.0%	100%	16

Note: * Insufficient number of responses
 Agree includes Strongly Agree; Disagree includes Strongly Disagree
 % Agreement includes Agree and Strongly Agree

Teachers Responses: Detailed Report 2010

Assiniboine Avenue Elementary School (2506)

37. I feel safe at this school.	0.0%	0.0%	100.0%	100%	16
Mean Agreement	0.0%	1.7%	98.3%	98.3%	

Collaboration and Staff Interaction

	Disagree	Neither Agree Nor Disagree	Agree	% Agreement	# of Responses
38. In my school, I work with people who treat me with respect.	0.0%	0.0%	100.0%	100%	16
39. There is good communication among teachers in this school.	0.0%	6.2%	93.8%	93.8%	16
40. I have the opportunity to work within a team in my school.	0.0%	0.0%	100.0%	100%	16
41. PLC time is included in my weekly schedule.	6.2%	18.8%	75.0%	75.0%	16
42. I work collaboratively with others to discuss student progress and achievement results.	0.0%	0.0%	100.0%	100%	15
43. I can rely on my colleagues for assistance when needed.	0.0%	0.0%	100.0%	100%	16
44. A conscious effort is made by staff to make new teachers feel welcome here.	0.0%	6.7%	93.3%	93.3%	15
45. I am involved in long-term instructional planning with colleagues.	0.0%	0.0%	100.0%	100%	16
Mean Agreement	0.8%	4.0%	95.3%	95.3%	

Ongoing Professional Learning

	Disagree	Neither Agree Nor Disagree	Agree	% Agreement	# of Responses
46. I participate in cross-curricular and interdisciplinary planning with my colleagues.	6.2%	12.5%	81.2%	81.3%	16
47. My current assignment matches my background and strengths.	0.0%	0.0%	100.0%	100%	16

Note: * Insufficient number of responses
 Agree includes Strongly Agree; Disagree includes Strongly Disagree
 % Agreement includes Agree and Strongly Agree

Teachers Responses: Detailed Report 2010

Assiniboine Avenue Elementary School (2506)

48. Professional development activities are consistent with school goals.	0.0%	0.0%	100.0%	100%	16
49. I am encouraged to pursue professional development.	0.0%	0.0%	100.0%	100%	16
50. Professional development provided to me takes my professional needs into account.	0.0%	18.8%	81.2%	81.3%	16
51. I have the opportunity to develop new skills in this school.	0.0%	12.5%	87.5%	87.5%	16
Mean Agreement	1.0%	7.3%	91.6%	91.7%	

Note: * Insufficient number of responses
 Agree includes Strongly Agree; Disagree includes Strongly Disagree
 % Agreement includes Agree and Strongly Agree

Department of Education and Early Childhood Development School Improvement Survey
Students Responses: Detailed Report 2010



Assiniboine Avenue Elementary School (2506)

No Data Found.

Note: * Insufficient number of responses
% Agreement includes Agree and Strongly Agree
Significant fluctuations in the "% missing" column are due to the use of more than one version of the survey.
Unconventional item numbering was used to manage multiple survey versions more easily.

Department of Education and Early Childhood Development School Improvement Survey
 Parents Responses: Detailed Report 2010



Burton Elementary School (2501)

Positive School Environment	Strongly Disagree	Disagree	Neither Agree Nor Disagree	Agree	Strongly Agree	% Agreement	# of Responses
1. My child feels close to people at this school.	0.0%	0.0%	0.0%	40.0%	60.0%	100%	25
2. My child feels he/she is part of this school.	0.0%	0.0%	0.0%	32.0%	68.0%	100%	25
3. My child is happy to be at this school.	0.0%	0.0%	0.0%	20.0%	80.0%	100%	25
4. My child feels the teachers at this school treat him/her fairly.	0.0%	0.0%	3.8%	11.5%	84.6%	96.2%	26
5. My child feels safe at this school.	0.0%	0.0%	0.0%	15.4%	84.6%	100%	26
6. My child is encouraged to participate in school activities.	0.0%	0.0%	0.0%	26.9%	73.1%	100%	26
7. My child's teachers are effective at helping students manage their behaviour.	0.0%	0.0%	7.7%	34.6%	57.7%	92.3%	26
8. I feel welcome at my child's school.	0.0%	0.0%	0.0%	34.6%	65.4%	100%	26
9. Staff members at this school treat me with respect.	0.0%	0.0%	0.0%	30.8%	69.2%	100%	26
10. This school has a discipline policy that is fair and reasonable.	0.0%	0.0%	0.0%	38.5%	61.5%	100%	26
11. The school's response to bullying is effective.	0.0%	3.8%	26.9%	26.9%	42.3%	69.2%	26
12. This school promotes and teaches respectful behaviour.	0.0%	0.0%	3.8%	34.6%	61.5%	96.2%	26
13. Students treat others well.	0.0%	3.8%	0.0%	65.4%	30.8%	96.2%	26
14. This is a caring school.	0.0%	0.0%	3.8%	15.4%	80.8%	96.2%	26
15. This is a good school.	0.0%	0.0%	0.0%	19.2%	80.8%	100%	26
16. This school is well maintained.	7.7%	11.5%	15.4%	34.6%	30.8%	65.4%	26
Mean Agreement	0.5%	1.2%	3.8%	30.0%	64.4%	94.5%	

Effective Instructional Practice	Strongly Disagree	Disagree	Neither Agree Nor Disagree	Agree	Strongly Agree	% Agreement	# of Responses
17. My child is often given choices in assignments.	0.0%	3.8%	30.8%	30.8%	34.6%	65.4%	26

Note: * Insufficient number of responses
 % Agreement includes Agree and Strongly Agree

Parents Responses: Detailed Report 2010

Burton Elementary School (2501)

Item	Strongly Disagree	Disagree	Neither Agree Nor Disagree	Agree	Strongly Agree	% Agreement	# of Responses
18. My child's school work is meaningful and relevant.	0.0%	0.0%	0.0%	46.2%	53.8%	100%	26
19. My child receives regular feedback on how to improve his/her work.	0.0%	0.0%	11.5%	42.3%	46.2%	88.5%	26
20. My child receives the services needed to support learning	0.0%	0.0%	7.7%	46.2%	46.2%	92.3%	26
21. Teachers work hard to help my child meet high standards.	0.0%	0.0%	3.8%	34.6%	61.5%	96.2%	26
22. The school's primary emphasis is on student learning.	0.0%	0.0%	0.0%	34.6%	65.4%	100%	26
23. This school has high academic expectations.	0.0%	0.0%	15.4%	34.6%	50.0%	84.6%	26
24. This school is meeting the academic needs of my child.	0.0%	0.0%	3.8%	34.6%	61.5%	96.2%	26
25. I am satisfied with my child's literacy skills.	0.0%	0.0%	3.8%	26.9%	69.2%	96.2%	26
26. I am satisfied with my child's numeracy skills.	0.0%	0.0%	7.7%	38.5%	53.8%	92.3%	26
Mean Agreement	0.0%	0.4%	8.4%	36.9%	54.2%	91.2%	





Communicating with School

Item	Strongly Disagree	Disagree	Neither Agree Nor Disagree	Agree	Strongly Agree	% Agreement	# of Responses
27. I am aware of the school's improvement goals.	3.8%	7.7%	34.6%	34.6%	19.2%	53.9%	26
28. I receive ongoing information about what my child is expected to learn.	0.0%	0.0%	0.0%	50.0%	50.0%	100%	26
29. I am satisfied with the parent-teacher conferences I have attended at this school.	0.0%	0.0%	3.8%	30.8%	65.4%	96.2%	26
30. My child's report cards are informative.	0.0%	0.0%	3.8%	26.9%	69.2%	96.2%	26
31. My child's teachers let me know how my child is doing.	0.0%	0.0%	7.7%	38.5%	53.8%	92.3%	26
32. The school offers opportunities for parents to learn about the curriculum. (e.g., information sessions, workshops and guest speakers).	0.0%	0.0%	23.1%	34.6%	42.3%	76.9%	26
33. I feel free to contact my child's teachers.	0.0%	0.0%	0.0%	11.5%	88.5%	100%	26
34. It is easy for me to make contact with an administrator at this school.	0.0%	0.0%	3.8%	26.9%	69.2%	96.2%	26

Note: * Insufficient number of responses
 % Agreement includes Agree and Strongly Agree

Parents Responses: Detailed Report 2010

Burton Elementary School (2501)

35. When I have concerns about my child I can count on the school for support.	0.0%	3.8%	0.0%	34.6%	61.5%	96.2%		26
36. My child's teachers help me to help my child.	0.0%	0.0%	7.7%	42.3%	50.0%	92.3%		26
37. I am satisfied with the information I receive about school events.	3.8%	0.0%	0.0%	19.2%	76.9%	96.2%		26
38. Staff members at this school welcome and encourage parent involvement.	0.0%	0.0%	3.8%	30.8%	65.4%	96.2%		26
Mean Agreement	0.6%	1.0%	7.4%	31.7%	59.3%	91.0%		

Note: * Insufficient number of responses
 % Agreement includes Agree and Strongly Agree

Department of Education and Early Childhood Development School Improvement Survey
 Teachers Responses: Detailed Report 2010



Burton Elementary School (2501)

Common Vision, Mission and Goals	Disagree	Neither Agree Nor Disagree	Agree	% Agreement	# of Responses
1. The school's vision is clear.	*	*	*		2
2. The school's primary emphasis is to improve student learning.	*	*	*		2
3. I have been involved in the development of the School Improvement Plan.	*	*	*		2
4. The School Improvement Plan is effective.	*	*	*		2
5. I have set goals for my teaching that support the goals of the school.	*	*	*		2
6. A variety of data are used on an ongoing basis to develop and monitor the school improvement plan.	*	*	*		2
Mean Agreement	8.3%	16.7%	75.0%	75.0%	

Instructional Leadership	Disagree	Neither Agree Nor Disagree	Agree	% Agreement	# of Responses
7. I feel my administrators are instructional leaders.	*	*	*		2
8. I feel supported by the school administration.	*	*	*		2
9. My administrators keep me informed on matters that are important to my work.	*	*	*		2
10. I feel free to express my views and opinions in this school.	*	*	*		2
11. I receive praise, thanks, and other recognition for my work.	*	*	*		2
12. I am happy with the decision-making process in this school.	*	*	*		2
13. School administrators visit my classroom to observe the learning.	*	*	*		2

Note: * Insufficient number of responses
 Agree includes Strongly Agree; Disagree includes Strongly Disagree
 % Agreement includes Agree and Strongly Agree

Burton Elementary School (2501)

14. There is an effective process at the school that provides for teacher-feedback, which includes observations/walk-throughs and pre-and post-conferencing on a predictable cycle.



Mean Agreement 18.8% 6.2% 75.0%

Effective Instructional Practice and Continuous Monitoring of Student Progress

Item	Disagree	Neither Agree Nor Disagree	Agree	% Agreement	# of Responses
15. I feel confident using a variety of instructional practices (e.g., structured student groups, purposeful discussion, project-based learning, hands-on activities, etc.).	*	*	*	75.0%	2
16. I feel confident in my ability to differentiate instruction.	*	*	*	75.0%	2
17. I feel confident using a variety of student achievement data to inform my instruction.	*	*	*	75.0%	2
18. I feel confident using a wide variety of methods to assess learning (e.g., projects, portfolios, rubrics, tests, etc.).	*	*	*	75.0%	2
19. I feel confident helping my students to self-assess and set their own learning goals.	*	*	*	75.0%	2
20. I feel confident using technology to support my teaching.	*	*	*	75.0%	2
21. I feel confident monitoring the progress of my students who have SEPs.	*	*	*	75.0%	2
22. In my school, literacy is integrated across the curriculum.	*	*	*	75.0%	2
23. Gifted students are given the opportunity to reach their full potential at this school.	*	*	*	75.0%	2
24. I feel confident teaching mathematics	*	*	*	75.0%	2
Mean Agreement	0.0%	15.0%	85.0%	85.0%	

Note: * Insufficient number of responses
 Agree includes Strongly Agree; Disagree includes Strongly Disagree
 % Agreement includes Agree and Strongly Agree

Teachers Responses: Detailed Report 2010

Burton Elementary School (2501)

	Yes	No	# of Responses
25. I teach mathematics	*	*	2

Supports for Instruction

	Disagree	Neither Agree Nor Disagree	Agree	% Agreement	# of Responses
26. I have access to the curriculum resources I need.	*	*	*		2
27. I have access to a variety of technologies to support my teaching.	*	*	*		2
28. I have access to the resources and supports I need for teaching students with exceptionalities.	*	*	*		2
29. I feel supported by parents in the work that I do with their child.	*	*	*		2
Mean Agreement	0.0%	12.5%	87.5%	87.5%	

Positive School Environment

	Disagree	Neither Agree Nor Disagree	Agree	% Agreement	# of Responses
30. Every student at this school is encouraged to participate and be included in school-organized activities.	*	*	*		2
31. Students at this school are generally well-behaved.	*	*	*		2
32. My expectations about discipline are similar to other teachers in the school.	*	*	*		2
33. The consequences relating to discipline are well understood by students.	*	*	*		2
34. The consequences relating to discipline are well understood by staff members.	*	*	*		2
35. The agreed-upon consequences relating to discipline are consistently applied.	*	*	*		2
36. The response to bullying at this school is effective.	*	*	*		2

Note: * Insufficient number of responses
 Agree includes Strongly Agree; Disagree includes Strongly Disagree
 % Agreement includes Agree and Strongly Agree

Teachers Responses: Detailed Report 2010

Burton Elementary School (2501)

37. I feel safe at this school.	*	*	*	*
Mean Agreement	0.0%	18.8%	81.2%	81.2%

Collaboration and Staff Interaction

	Disagree	Neither Agree Nor Disagree	Agree	% Agreement	# of Responses
38. In my school, I work with people who treat me with respect.	*	*	*	*	2
39. There is good communication among teachers in this school.	*	*	*	*	2
40. I have the opportunity to work within a team in my school.	*	*	*	*	2
41. PLC time is included in my weekly schedule.	*	*	*	*	2
42. I work collaboratively with others to discuss student progress and achievement results.	*	*	*	*	2
43. I can rely on my colleagues for assistance when needed.	*	*	*	*	2
44. A conscious effort is made by staff to make new teachers feel welcome here.	*	*	*	*	2
45. I am involved in long-term instructional planning with colleagues.	*	*	*	*	2
Mean Agreement	18.8%	0.0%	81.2%	81.2%	

Ongoing Professional Learning

	Disagree	Neither Agree Nor Disagree	Agree	% Agreement	# of Responses
46. I participate in cross-curricular and interdisciplinary planning with my colleagues.	*	*	*	*	2
47. My current assignment matches my background and strengths.	*	*	*	*	2

Note: * Insufficient number of responses
 Agree includes Strongly Agree; Disagree includes Strongly Disagree
 % Agreement includes Agree and Strongly Agree

Teachers Responses: Detailed Report 2010

Burton Elementary School (2501)

48. Professional development activities are consistent with school goals.	*	*	*	*	2
49. I am encouraged to pursue professional development.	*	*	*	*	2
50. Professional development provided to me takes my professional needs into account.	*	*	*	*	2
51. I have the opportunity to develop new skills in this school.	*	*	*	*	2
Mean Agreement	8.3%	8.3%	8.3%	83.3%	83.3%

Note: * Insufficient number of responses
 Agree includes Strongly Agree; Disagree includes Strongly Disagree
 % Agreement includes Agree and Strongly Agree

Department of Education and Early Childhood Development School Improvement Survey
Students Responses: Detailed Report 2010



Burton Elementary School (2501)

No Data Found.

Note: * Insufficient number of responses
% Agreement includes Agree and Strongly Agree
Significant fluctuations in the "% missing" column are due to the use of more than one version of the survey.
Unconventional item numbering was used to manage multiple survey versions more easily.

